

Penn Street Cricket Club

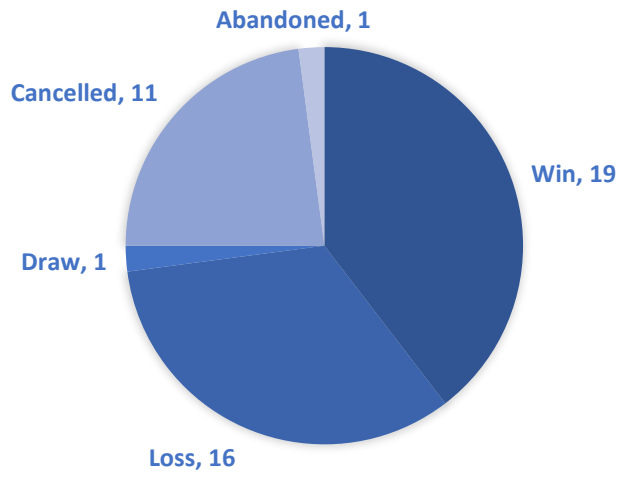
2018

Season

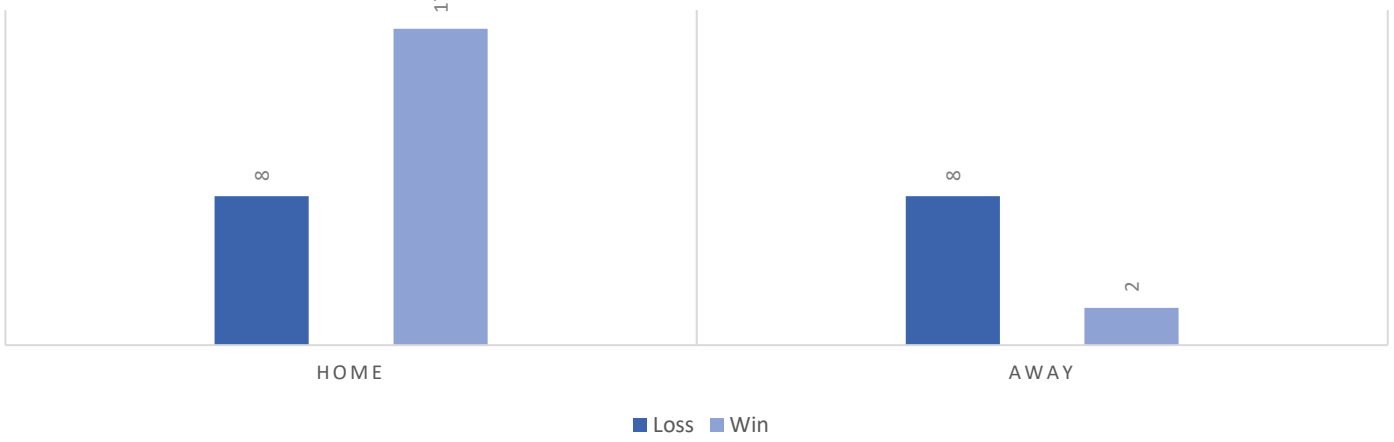


# Season Stats

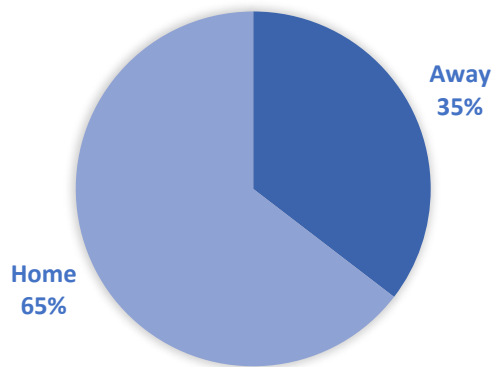
## PSCC WINS AND LOSSES



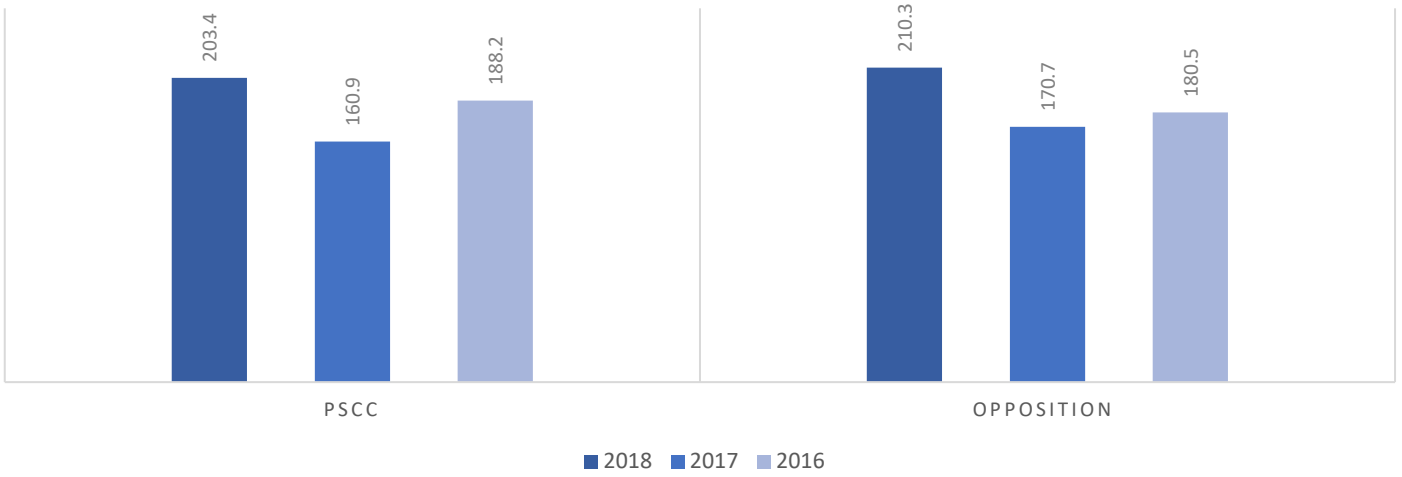
## HOME/AWAY RESULTS



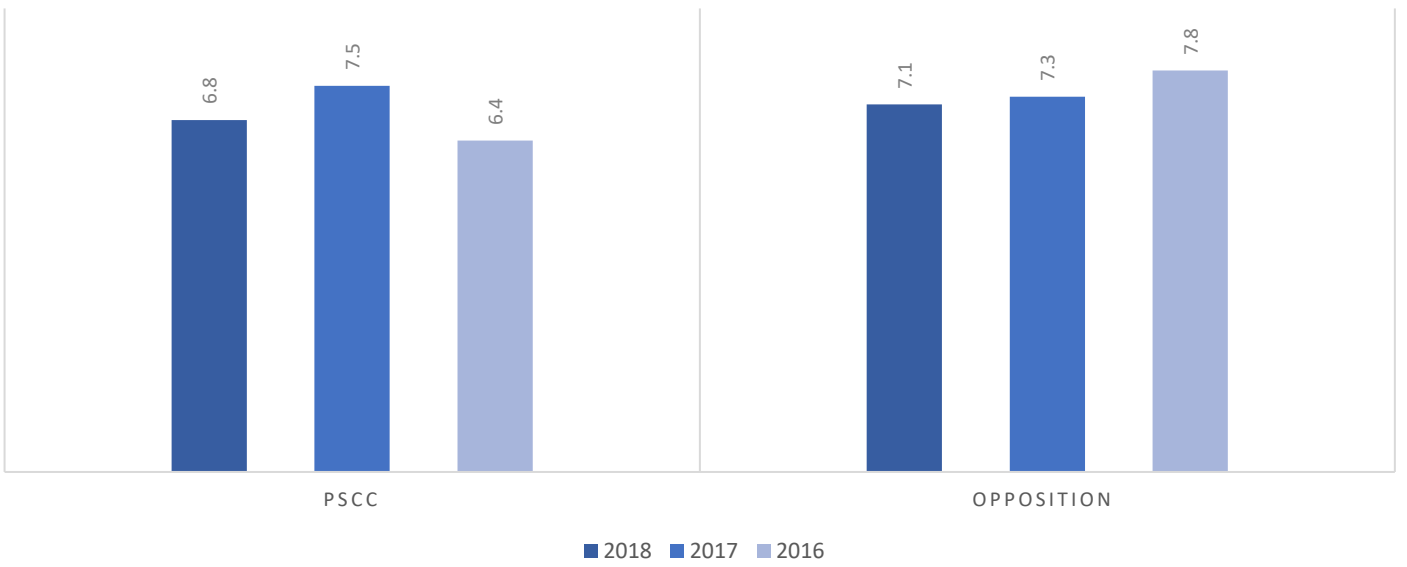
## HOME VS AWAY MATCHES



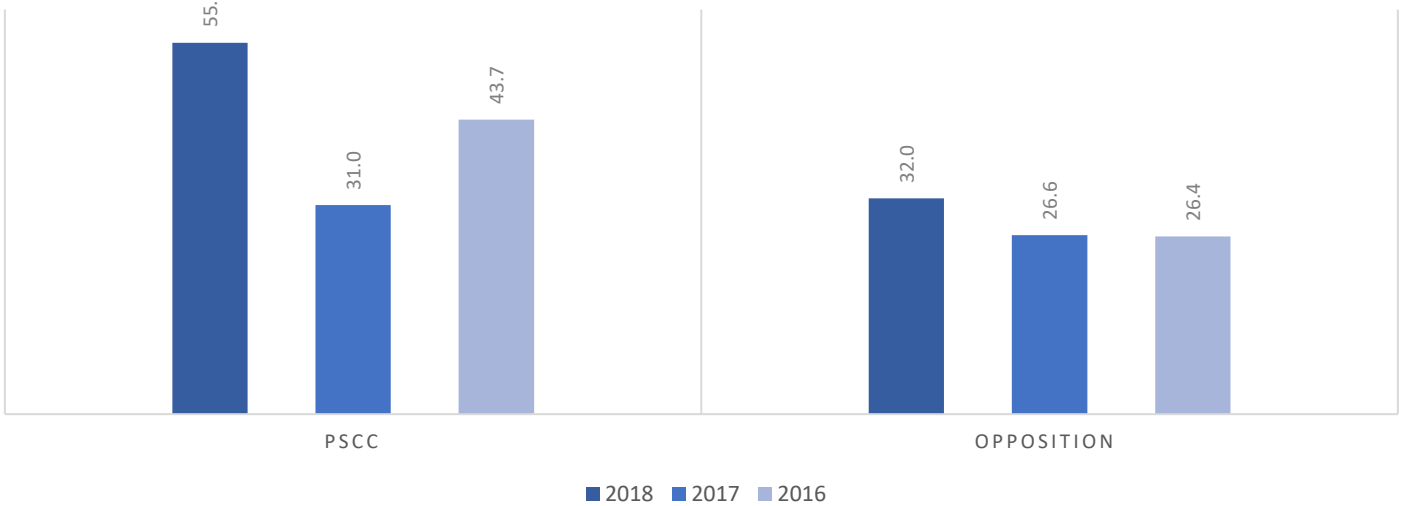
### AVERAGE TOTAL



### AVERAGE NUMBER OF WICKETS LOST



### AVERAGE RUNS PER WICKET



## Season Batting

Player	Runs	Innings	Not Out	Average	Strike Rate	6's	4's	Top Score
Chris Russell	723	10	4	120.50	116.07	24	76	155
David Adams	512	10	3	73.14	121.08	15	61	190
David Jones	845	14	2	70.42	145.10	27	127	165
Josh Tollerfield	483	14	3	43.91	167.00	14	75	97
Sam Martin	436	15	2	33.54	94.17	4	55	95
James Sempill	334	15	2	25.69	63.94	0	45	89
Rob Sutherland	159	10	1	17.67	79.35	1	27	56
Richard O'Hagan	65	10	4	10.83	104.55	2	6	14
Steve Smith	171	17	1	10.69	38.41	0	28	26
Richard Spooner	94	11	1	9.40	59.55	0	12	28
Jamie Fryer	45	10	5	9.00	46.15	0	7	15
Ben Cross	44	10	2	5.50	36.67	0	5	12
Paul Goodchild	25	13	6	3.57	38.46	0	2	7

### Sixes Cup

Player	6's
David Jones	27
Chris Russell	24
David Adams	15
Peter Jupp	14
Josh Tollerfield	14
David Cranfield	10
Tyler Armiger	5
Callum Sempill	4
Sam Martin	4
Steve Exton	3
Mark Lander	2
Richard O'Hagan	2
Oliver Andrews	1
Matt Yates	1
Iain Tipper	1
Ian Drummond	1
Chris Herriott	1
Rob Sutherland	1
Charlie Yolland	1

### Best Batting

Player	Score	Opposition
David Adams	190	Hillingdon Manor
David Jones	165	Kays
Peter Jupp	163	Bamville
Chris Russell	155	Holmer Green
Chris Russell	141	Little Missenden
David Jones	134	Odney
Chris Russell	120	Phoenix Taplow
David Jones	118	Snitterfield
David Jones	116	Chenies & Latimer
Matt Yates	112	Fladbury
Peter Jupp	110	Hillingdon Manor

## Also Batted

Player	Runs	Innings	Not Out	Average	Strike Rate	6's	4's	Top Score
Peter Jupp	590	6	2	147.50	122.75	14	82	163
Callum Sempill	229	9	0	25.44	117.19	4	41	79
David Cranfield	189	4	0	47.25	176.64	10	25	78
Matt Yates	188	9	1	23.50	59.65	1	26	112
Simon Fox	157	4	0	39.25	75.85	2	23	71
Steve Exton	126	6	1	25.20	82.73	3	14	69
Sam Hennell	116	2	0	58.00	134.88	1	20	58
Jack Mendy	112	7	1	18.67	78.38	0	13	42
Mark Lander	101	5	1	25.25	69.05	2	13	62
Tyler Armiger	80	5	0	16.00	105.26	5	8	43
Ian Drummond	62	7	0	8.86	57.00	1	10	33
Simon Hennell	61	1	0	61.00	96.83	0	13	61
Nick Richardson	60	6	1	12.00	111.54	0	11	41
Oliver Andrews	59	4	2	29.50	101.75	1	9	46
Iain Tipper	59	5	2	19.67	47.14	1	2	26
Nick Loftus	55	3	1	27.50	53.85	0	10	28
Charlie Yolland	48	1	1	-	133.33	1	5	48
Matt Reavey	43	4	0	10.75	42.57	0	4	28
Jamie Hazeldine	35	3	2	35.00	81.40	0	4	25
Archie White	33	6	1	6.60	48.28	0	2	15
Chris Lovewell	29	4	0	7.25	63.04	0	4	17
Phil Cross	25	1	0	25.00	80.65	0	5	25
Adam Byrne	25	2	0	12.50	60.98	0	4	19
George Fisher	24	4	0	6.00	57.58	0	3	8
Teddy Payne	23	3	0	7.67	46.00	0	3	21
David Lander	22	5	0	4.40	21.15	0	2	9
Robert Fryer	22	3	2	22.00	110.00	0	2	14
Chris Herriott	17	1	0	17.00	94.44	1	2	17
Parag Wartak	13	2	0	6.50	34.21	0	0	13
Jay Lawrence	11	1	0	11.00	61.11	0	2	11
Matt Egan	8	3	0	2.67	0.00	0	0	8
Will Smith	8	3	0	2.67	38.10	0	1	5
Adam Tattan	7	4	1	2.33	24.14	0	1	5
Will Clarke	4	1	0	4.00	36.36	0	0	4
Mark Gloyens	2	1	0	2.00	40.00	0	0	2
Walter Seymore	1	1	0	1.00	-	0	0	1
Charlie Tollerfield	0	2	1	0.00	0.00	0	0	0
Chris Loftus	0	1	0	0.00	0.00	0	0	0
William Spry	0	1	0	0.00	0.00	0	0	0
Ken Shergill	0	1	0	0.00	0.00	0	0	0
Ben Hobbs	0	1	0	0.00	0.00	0	0	0
Mohammed Ramzan	0	1	0	0.00	0.00	0	0	0

# Partnerships

## Highest Partnership by Wicket

Wicket	Names	Score	Opposition
1	Sam Hennell & Chris Russell	150	Croxley Guild
2	Peter Jupp & David Adams	271	Hillingdon Manor
3	Sam Martin & David Jones	182	Odney
4	David Jones & Sam Martin	98	Old Citizens
5	Matt Yates & Sam Martin	203	Fladbury
6	Sam Martin & Josh Tollerfield	96	Octopus
7	Callum Sempill & Charlie Yolland	71	Kays
8	Jack Mendy & Chris Russell	51	Phoenix Taplow
9	Simon Hennell & Jamie Fryer	22	VRA
10	Adam Tattan & Josh Tollerfield	34	The Lee

## Century Partnerships

Wicket	Names	Score	Opposition
2	Peter Jupp & David Adams	271	Hillingdon Manor
2	Peter Jupp & James Sempill	251	Bamville
5	Matt Yates & Sam Martin	203	Fladbury
3	Sam Martin & David Jones	182	Odney
2	David Jones & David Adams	166	Chenies & Latimer
2	Chris Russell & Peter Jupp	155	MCC
2	Oliver Andrews & David Jones	151	Kays
1	Sam Hennell & Chris Russell	150	Croxley Guild
3	Peter Jupp & Simon Fox	150	Harrow Wayfarers
3	Peter Jupp & Chris Russell	143	Little Missenden
1	Sam Hennell & Chris Russell	140	Holmer Green
2	David Cranfield & Chris Russell	107	Phoenix Taplow
2	Steve Smith & David Jones	102	Snitterfield

# Season Bowling

<b>NAME</b>	<b>OVERS</b>	<b>MAIDENS</b>	<b>RUNS</b>	<b>WICKETS</b>	<b>ECONOMY RATE</b>	<b>STRIKE RATE</b>	<b>AVERAGE</b>
David Adams	78	10	353	19	4.53	24.63	18.58
Robert Fryer	67	15	232	11	3.46	36.55	21.09
David Jones	76.3	14	362	17	4.74	27.00	21.29
Paul Goodchild	131.5	9	781	33	5.94	23.97	23.67
Nick Loftus	55.4	3	319	10	5.76	33.40	31.90
Jamie Fryer	103.2	3	623	17	6.04	36.47	36.65
Ben Cross	79	4	576	14	7.29	33.86	41.14
Jack Mendy	61	3	344	8	5.64	45.75	43.00

## Best Bowling

<b>Name</b>	<b>Score</b>	<b>Opposition</b>
David Jones	6-14	Little Missenden
Oliver Andrews	5-24	Kays

## Also Bowled

NAME	OVERS	MAIDENS	RUNS	WICKETS	ECONOMY RATE	STRIKE RATE	AVERAGE
James Sempill	41	4	314	11	7.66	22.36	28.55
Archie White	35.3	0	301	9	8.53	23.67	33.44
Richard O'Hagan	41.4	0	297	9	7.17	27.78	33.00
Josh Tollerfield	41.3	4	297	7	7.19	35.57	42.43
Tyler Armiger	30	7	137	7	4.57	25.71	19.57
Callum Sempill	38.3	4	201	7	5.25	33.00	28.71
David Cranfield	26	3	153	6	5.88	26.00	25.50
Teddy Payne	24.4	4	119	6	4.88	24.67	19.83
Chris Lovewell	44.1	3	244	6	5.53	44.17	40.67
Oliver Andrews	25	4	98	6	3.92	25.00	16.33
Parag Wartak	23.2	3	127	6	5.47	23.33	21.17
Adam Tattan	37	5	167	5	4.51	44.40	33.40
Chris Russell	17.4	2	86	5	4.94	21.20	17.20
Iain Tipper	36.1	2	187	5	5.18	43.40	37.40
Simon Hennell	21	1	91	5	4.33	25.20	18.20
George Fisher	16.1	0	193	4	11.99	24.25	48.25
Charlie Tollerfield	12	0	93	3	7.75	24.00	31.00
Steve Smith	12	0	119	3	9.92	24.00	39.67
Richard Spooner	7	0	75	2	10.71	21.00	37.50
Chris Herriott	5	1	30	2	6.00	15.00	15.00
Matt Yates	21	1	129	2	6.14	63.00	64.50
Walter Seymore	8	0	65	2	8.13	24.00	32.50
Nick Richardson	5	0	45	1	9.00	30.00	45.00
Mark Lander	7	0	52	1	7.43	42.00	52.00
Mohammed Ramzan	8	0	58	1	7.25	48.00	58.00
Will Clarke	3	0	17	0	5.67		
Adam Byrne	12	2	82	0	6.83		
Chris Loftus	4	0	16	0	4.00		
Jamie Hazeldine	2	0	10	0	5.00		
PeterJon Williams	4	0	49	0	12.25		
Ben Hobbs	6	1	21	0	3.50		
Ian Drummond	1	0	8	0	8.00		



# Season Fielding

Player	Catches
David Jones	13
Steve Exton	7
Josh Tollerfield	7
Will Smith	6
James Sempill	6
Chris Russell	6
Paul Goodchild	5
Sam Martin	5
Nick Loftus	4
Jack Mendy	4
Jamie Fryer	4
Archie White	4
Rob Sutherland	4
David Adams	4
Robert Fryer	3
Tyler Armiger	3
Mark Lander	3
Steve Smith	3
Nick Richardson	3
Chris Lovewell	3

Player	Catches
Peter Jupp	3
David Cranfield	3
Matt Yates	2
Matt Egan	2
Richard O'Hagan	2
Jamie Hazeldine	2
Matt Reavey	2
Richard Spooner	2
Callum Sempill	2
Teddy Payne	1
Simon Fox	1
Ken Shergill	1
David Lander	1
Sam Hennell	1
Adam Tattan	1
Mohammed Ramzan	1
William Spry	1
Parag Wartak	1
Simon Hennell	1
Adam Byrne	1

Player	Stumpings
Steve Exton	3
James Sempill	2
Sam Martin	1

Player	Run Outs
James Sempill	2
Tyler Armiger	1
Jamie Hazeldine	1
William Spry	1
Will Smith	1
Richard O'Hagan	1
Sam Martin	1
Steve Exton	1

## Top 25 Batting and Catching

Player	Runs	Innings	Not Out	Average	Strike Rate	100's	50's	Top Score
Tim Coombes	17343	414	77	51.46	-	42	109	206
Dave Harrison	6592	168	31	48.12	51.19	12	43	160
Chris Russell	2294	60	9	44.98	102.56	6	10	155
Peter Jupp	16413	452	73	43.31	102.04	38	109	163
John Matthews	2682	95	21	36.24	-	0	17	96
Chris Fletcher	4097	145	20	32.78	57.89	10	14	230
Peter Rigelsford	3725	141	18	30.28	-	5	20	111
David Bannister	4397	163	12	29.12	-	2	28	120
Sam Martin	1581	63	8	28.75	77.46	1	10	106
Andy Coombes	9922	413	67	28.68	-	7	63	129
Nick Collison	3337	136	15	27.58	-	6	18	152
Matthew Bannister	3397	162	35	26.75	-	4	17	133
Brian Bate	5926	281	47	25.32	-	1	21	168
Chris Herriott	4383	219	43	24.90	138.71	3	17	107
Steve Exton	2811	134	20	24.66	90.55	1	13	152
Simon Hennell	1051	60	17	24.44	65.42	0	4	74
Matt Reavey	8805	429	55	23.54	41.18	5	45	106
Dave Oxley	11680	598	80	22.55	-	2	50	105
Jack Mendy	3192	179	34	22.01	120.66	2	11	104
David Bocock	1561	83	11	21.68	-	0	6	85
Elliott Ketteringham	1339	72	10	21.60	-	1	6	115
Tyler Armiger	2820	161	30	21.53	101.21	2	14	141
Ian Robertson	969	61	15	21.07	-	1	0	133
Callum Sempill	945	70	21	19.29	90.17	0	4	79
Huw James	3969	234	25	18.99	-	0	16	94

Player	Catches	Player	Catches	Player	Catches
David Lander	307	Toby Howick	114	David Bonnett	86
Brian Bate	237	Mark Gloyens	111	Tyler Armiger	83
Peter Jupp	212	Dave Harrison	110	Adrian Heath	73
Andy Coombes	196	Matthew Bannister	101	Chris Herriott	72
Dave Oxley	193	Nick Collison	95	Ronnie Langston	71
Matt Reavey	190	Cliff Culbert	94	Paul Goodchild	68
Tim Coombes	168	Nick Loftus	90	Rob Sutherland	68
Huw James	158	Robert Fryer	89		
Steve Exton	122	Jack Mendy	87		

## Top 25 Bowling

NAME	OVERS	MAIDENS	RUNS	WICKETS	ECONOMY RATE	STRIKE RATE	AVERAGE
Dave Oxley	4038	578	12029	1050	2.98	23.07	11.46
Dave Bonnett	3311	727	9230	666	2.79	29.83	13.86
Andy Coombes	1762	478	7738	522	4.39	20.25	14.82
Rudi Walcott	4501	1054	12627	824	2.81	32.77	15.32
Tim Coombes	3001	502	8765	571	2.92	31.53	15.35
Chris Herriott	1822	294	5728	344	3.14	31.78	16.65
John Rigelsford	1608	339	5355	319	3.33	30.24	16.79
Robert Fryer	2946	651	9106	534	3.09	33.10	17.05
Peter Rigelsford	310	52	1218	71	3.93	26.20	17.15
Graham Buchanan	345	62	1175	67	3.41	30.90	17.54
Alan Turner	1209	182	3461	196	2.86	37.01	17.66
Toby Howick	2550	502	7917	436	3.10	35.09	18.16
David Lander	2698	702	10152	546	3.76	29.65	18.59
Simon Hennell	561	76	2351	126	4.19	26.71	18.66
Oliver Andrews	340	50	1453	77	4.27	26.49	18.87
David Bocock	595	93	2191	116	3.68	30.78	18.89
John Welch	388	42	1675	85	4.32	27.39	19.71
Reece Raven	558	76	2116	105	3.79	31.89	20.15
Cliff Culbert	2173	259	9116	447	4.20	29.17	20.39
David Adams	353	57	1489	73	4.22	29.01	20.40
Jack Mendy	1353	211	5860	287	4.33	28.29	20.42
John Fotheringham	1866	301	6535	315	3.50	35.54	20.75
Steve Pratt	708	89	2937	138	4.15	30.78	21.28
Paul Goodchild	3264.5	459	14155	652	4.34	30.04	21.71
Chris Fletcher	881	115	3716	165	4.22	32.04	22.52

# Club Records

## Most Innings

David Lander	818
Dave Oxley	598
Peter Jupp	452
Matt Reavey	429
Tim Coombes	414
Andy Coombes	413
Ronnie Langston	330
Cliff Culbert	288
Brian Bate	281
Rob Sutherland	264

## Most Not Outs

Paul Goodchild	109
David Lander	106
Rudi Walcott	106
Cliff Culbert	102
Dave Oxley	80
Tim Coombes	77
Peter Jupp	73
Robert Fryer	72
Andy Coombes	67
Ronnie Langston	58

## Most Maidens

Rudi Walcott	1054
Dave Bonnett	727
David Lander	702
Robert Fryer	651
Dave Oxley	578
Toby Howick	502
Tim Coombes	502
Andy Coombes	478
Paul Goodchild	459
John Rigelsford	339

## Most Runs

Tim Coombes	17343
Peter Jupp	16413
David Lander	12124
Dave Oxley	11680
Andy Coombes	9922
Matt Reavey	8805
Dave Harrison	6592
Brian Bate	5926
David Bannister	4397
Chris Herriott	4383

## Most Overs

Rudi Walcott	4501
Dave Oxley	4038
Dave Bonnett	3311
Paul Goodchild	3265
Tim Coombes	3001
Robert Fryer	2946
David Lander	2698
Toby Howick	2550
Cliff Culbert	2173
John Fotheringham	1866

## Most Wickets

Dave Oxley	1050
Rudi Walcott	824
Dave Bonnett	666
Paul Goodchild	652
Tim Coombes	571
David Lander	546
Robert Fryer	534
Andy Coombes	522
Cliff Culbert	447
Toby Howick	436

# Club Records

## Record Partnerships

Wicket	Names	Score	Opposition	Year
1	J. Mendy & C. Russell	176	Little Marlow CC	2017
2	Peter Jupp & David Adams	271	Hillingdon Manor	2018
3	C. Fletcher & S. Exton	244	Rivets	2012
4	P. Jupp & D. Adams	184	Fulmer	2017
5	Matt Yates & Sam Martin	203	Fladbury	2018
6	Sam Martin & Josh Tollerfield	96	Octopus	2018
7	P. Jupp & O. Andrews	91	Croxley Guild of Sport	2016
8	S. Exton & J. Mendy	106	Little Missenden	2017
9	J. Mendy & P. Goodchild	79	Boxmoor	2011
10	T. Armiger & N. Loftus	44	Little Missenden	2013

## Most Stumpings

Steve Exton	11
Sam Martin	4
Dave Harrison	3
James Sempill	2
Tyler Armiger	1
Matt Yates	1
Chris Russell	1
Jamie Hazeldine	1
George Russell	1
David Cranfield	1

## Most Run Outs

Steve Exton	7
James Sempill	2
Adam Tattan	1
Richard O'Hagan	1
Matt Yates	1
Jack Mendy	1
Sam Martin	1
Tyler Armiger	1
David Adams	1
Will Smith	1

# Century Makers

<b>Name</b>	<b>Centuries</b>	<b>High Score</b>
Tim Coombes	42	206
Peter Jupp	38	163
Dave Harrison	12	160
Chris Fletcher	10	230
David Jones	9	175
Andy Coombes	7	129
Nick Collison	6	152
Chris Russell	6	155
Matt Reavey	5	106
Peter Rigelsford	5	111
Matthew Bannister	4	133
David Lander	3	117
Oliver Andrews	3	107
Chris Herriott	3	107
Dave Oxley	2	105
George Russell	2	122
Paul Gibson	2	113
Tyler Armiger	2	141
Jack Mendy	2	104
Simon Andrews	2	143
David Bannister	2	120
Mike Ribaudó	1	103
Mark Townsend	1	100
Ian Robertson	1	133
Paul Winkworth	1	118
Steve Exton	1	152
Sam Martin	1	106
Brian Bate	1	168
Greg Fitzpatrick	1	130
Stuart Thompson	1	100
David Adams	1	190
Matt Yates	1	112
Elliott Ketteringham	1	115
Chris Bollom	1	122

# Fifty Makers

Name	Fifties	Name	Fifties
Tim Coombes	109	Adrian Heath	3
Peter Jupp	109	Andy Rodbourne	2
Andy Coombes	63	S Morrison	2
Dave Oxley	50	Stuart Thompson	2
Matt Reavey	45	Richard Cawley	2
Dave Harrison	43	Steve Pratt	2
David Lander	41	Simon Dale	2
David Bannister	28	Simon Ryan	2
Brian Bate	21	John Welch	2
Peter Rigelsford	20	Sam Hennell	2
Nick Collison	18	George Russell	2
Chris Herriott	17	Paul Munday	1
John Matthews	17	Mark Townsend	1
Matthew Bannister	17	Neil Buchanan	1
Huw James	16	Simon Briggs	1
Chris Fletcher	14	William Spry	1
Tyler Armiger	14	Ben Howard	1
Steve Exton	13	Simon Fox	1
Jack Mendy	11	G Hallett	1
David Jones	11	J Smith	1
Chris Russell	10	Daryl Chiles	1
Sam Martin	10	David Bonnett	1
Mark Lander	8	R Heime	1
Mark Gloyens	8	Dean Munday	1
David Adams	8	John Hennessy	1
Toby Howick	7	James Oakden	1
Chris Loftus	7	Will Smith	1
David Cranfield	7	Mike Ribauda	1
Ian Bocock	6	Andrew Biffa	1
David Bocock	6	Greg Fitzpatrick	1
Elliott Ketteringham	6	Peter Lofty	1
Nick Loftus	6	M Fitzpatrick	1
Simon Andrews	5	Ryan Mackie	1
James Sempill	5	Alan Turner	1
Chris Bollom	5	Iain McGowan	1
Callum Sempill	4	John Fotheringham	1
Ian Jones	4	Ross McSorley	1
Josh Tollerfield	4	Paul Winkworth	1
Oliver Andrews	4	Clive Greenstreet	1
Simon Hennell	4	G Cummings	1
Paul Gibson	4		
R Westlake	3		
Rudi Walcott	3		
Rob Sutherland	3		
Tim Bonnett	3		
George Culbert	3		

# Top Bowling Performances

## 9 Wickets in an Innings

J Wilkins	9-4
Dave Oxley	9-13
Dave Bonnett	9-14
Tim Coombes	9-16
Alan Turner	9-34

## 8 Wickets in an Innings

M Vyver	8-5
J Bartholomew	8-9
Dave Oxley	8-11
John Fotheringham	8-18
Toby Howick	8-22
M Vyver	8-23
Paul Goodchild	8-29
J Matthews	8-32
Dave Oxley	8-38
John Fotheringham	8-44
David Lander	8-63

## 7 Wickets in an Innings

Toby Howick - 7-9
G Wilkins - 7-9
G Wilkins - 7-11
G Wilkins - 7-12
Toby Howick - 7-13
John Fotheringham - 7-13
Dave Bonnett - 7-14
R Miles - 7-14
Chris Herriott - 7-17
David Lander - 7-18
Dave Oxley - 7-18
R Oxley - 7-18
Rudi Walcott - 7-18
R Miles - 7-21
Tim Bonnett - 7-22
Dave Jones - 7-25
A Slade - 7-25
Robert Fryer - 7-25
J Wilkins - 7-26
Andy Coombes - 7-27

W Leonard - 7-29
Dave Bonnett - 7-29
Dave Bonnett - 7-29
Tim Coombes - 7-30
Chris Wildey - 7-31
D Brackley 7-31
R Batchelor - 7-33
Robert Fryer - 7-34
Robert Fryer - 7-34
Reece Raven - 7-34
R Green - 7-35
Rudi Walcott - 7-39
N Charrington - 7-43
Cliff Culbert - 7-45
Dave Bonnett - 7-52
Tim Coombes - 7-58
Cliff Culbert - 7-82
Tim Coombes - 7-84

## 6 Wickets in an Innings

- 12 Dave Oxley
- 8 Tim Coombes
- 7 Rudi Walcott, Robert Fryer
- 6 J Wilkins
- 5 M Vyver, John Rigelsford, Chris Wildey
- 4 A Slade, Dave Bonnett, W Leonard, Toby Howick, Paul Goodchild
- 3 G Wilkins, D Brackley, N Charrington
- 2 David Lander, A Turner, R Oxley, Jack Mendy
- 1 John Fotheringham, S Woods, R Bartlett, R Miles, D Palmer, B Oxley, C liff Culbert, Dave Jones, Matt Reavey, James Oakden, Ian Robertson, Neil Buchanan, Simon Andrews, Chris Fletcher, Nick Loftus, Simon Hennell, Tyler Armiger, T Glewis, Chris Herriott



# Career Batting

Player	Runs	Innings	NO	Average	Strike Rate	6's	4's	Top Score
Adam Byrne	25	2	0	12.50	60.98	0	4	19
Adam Goodchild	157	87	36	3.08	-	0	0	16
Adam Tattan	223	50	10	5.58	62.60	1	14	43
Adrian Heath	1297	101	10	14.25	-	0	0	90
Alan Turner	1122	95	17	14.38	-	0	0	90
Andy Coombes	9922	413	67	28.68	-	0	0	129
Archie White	33	6	1	6.60	48.28	0	2	15
Ben Cross	78	19	6	6.00	41.40	0	8	12
Ben Hobbs	0	1	0	0.00	0.00	0	0	0
Brian Bate	5926	281	47	25.32	-	0	0	168
Callum Sempill	945	70	21	19.29	90.17	9	62	79
Charlie Tollerfield	0	2	1	0.00	0.00	0	0	0
Charlie Yolland	68	4	2	34.00	82.93	1	7	48
Chris Fletcher	4097	145	20	32.78	57.89	0	2	230
Chris Herriott	4383	219	43	24.90	138.71	3	5	107
Chris Loftus	2379	170	15	15.35	74.14	0	14	66
Chris Lovewell	330	28	6	15.00	96.50	1	35	89
Chris Russell	2294	60	9	44.98	102.56	45	221	155
Chris Wildey	270	57	26	8.71	25.00	0	0	39
Cliff Culbert	1750	288	102	9.41	-	0	0	42
Clive Greenstreet	605	46	13	18.33	-	0	0	62
Colin Parry	699	144	31	6.19	-	0	0	23
Craig Wildman	160	26	3	6.96	56.25	0	5	19
D Anderson	183	27	7	9.15	-	0	0	28
Damien Ribaud	317	34	14	15.85	-	0	0	41
Daryl Chiles	525	52	5	11.17	-	0	0	54
Dave Boyd	450	50	2	9.38	-	0	0	47
Dave Harrison	6592	168	31	48.12	51.19	0	9	160
Dave Oxley	11680	598	80	22.55	-	0	0	105
David Adams	1705	54	11	39.65	102.84	24	152	190
David Bannister	4397	163	12	29.12	-	0	0	120
David Boccock	1561	83	11	21.68	-	0	0	85
David Bonnett	1493	219	40	8.34	-	0	0	49
David Cranfield	724	15	3	60.33	176.59	41	83	97
David Jones	2678	52	8	60.86	134.62	95	363	175
David Lander	12124	818	106	17.03	36.83	0	13	117
David Lowe	156	45	9	4.33	-	0	0	20
Dean Munday	256	22	6	16.00	-	0	0	61
Duncan McLean	327	91	18	4.48	-	0	0	15
Elliott Ketteringham	1339	72	10	21.60	-	0	0	115
G Cummings	310	21	6	20.67	-	0	0	51
G Hallett	347	25	6	18.26	-	0	0	51
George Culbert	572	42	6	15.89	-	0	0	62
George Fisher	24	4	0	6.00	57.58	0	3	8
George Michell	81	26	6	4.05	60.00	0	1	14
Graham Buchanan	184	23	10	14.15	-	0	0	39

# Career Batting

Player	Runs	Innings	Not Out	Average	Strike Rate	6's	4's	Top Score
Grant Henry	421	54	11	9.79	102.19	7	16	43
Huw James	3969	234	25	18.99	-	0	0	94
Iain McGowan	640	37	2	18.29	-	0	0	92
Iain Tipper	59	5	2	19.67	47.14	1	2	26
Ian Boccock	810	52	4	16.88	-	0	0	62
Ian Drummond	170	44	6	4.47	43.84	1	16	33
Ian Jones	1654	127	6	13.67	-	0	0	57
Ian Robertson	969	61	15	21.07	-	0	0	133
Jack Mendy	3192	179	34	22.01	120.66	14	65	104
Jack Slade	37	25	10	2.47	-	0	0	9
James Oakden	421	29	8	20.05	-	0	0	54
James Sempill	1137	82	4	14.58	63.64	0	48	89
Jamie Fryer	96	26	9	5.65	38.92	0	14	15
Jamie Hazeldine	87	8	2	14.50	78.50	1	11	28
Jamie Hazledene	184	36	5	5.94	-	0	0	27
Jay Lawrence	11	1	0	11.00	61.11	0	2	11
Jim Buchanan	304	47	7	7.60	-	0	0	35
John Fotheringham	1280	138	30	11.85	-	0	0	50
John Hennessy	521	51	9	12.40	-	0	0	58
John Matthews	2682	95	21	36.24	-	0	0	96
John Rigelsford	1922	167	34	14.45	-	0	0	76
John Welch	1168	127	32	12.29	-	0	0	56
Josh Culbert	201	31	6	8.04	-	0	0	21
Josh Tollerfield	639	28	4	26.63	144.79	14	92	97
Ken Pegden	358	55	11	8.14	-	0	0	36
Ken Shergill	0	1	0	0.00	0.00	0	0	0
M Fitzpatrick	804	42	4	21.16	-	0	0	87
Malcolm Bate	509	62	19	11.84	-	0	0	31
Mark Gloyens	2261	205	24	12.49	67.90	0	10	64
Mark Lander	1226	79	13	18.58	59.68	3	21	91
Mark Townsend	377	28	9	19.84	-	0	0	100
Matt Egan	51	17	1	3.19	0.00	1	1	11
Matt Reavey	8805	429	55	23.54	41.18	0	6	106
Matt Yates	528	35	6	18.21	80.95	7	69	112
Matthew Bannister	3397	162	35	26.75	-	0	0	133
Michael Ward	244	75	29	5.30	-	0	0	18
Mike Ribaudó	502	32	7	20.08	-	0	0	103
Mohammed Ramzan	0	1	0	0.00	0.00	0	0	0
Neil Buchanan	629	41	4	17.00	-	0	0	65
Neil Dover	201	23	1	9.14	-	0	0	40
Nick Collison	3337	136	15	27.58	-	0	0	152
Nick Loftus	2197	187	41	15.05	65.07	0	33	93
Nick Richardson	133	22	4	7.39	61.21	0	22	41
Oliver Andrews	1183	53	21	36.97	78.71	9	49	107
Parag Wartak	195	30	7	8.48	28.97	0	0	34
Paul Gibson	978	32	3	33.72	-	0	0	113

# Career Batting

Player	Runs	Innings	Not Out	Average	Strike Rate	6's	4's	Top Score
Paul Goodchild	343	227	109	2.91	31.61	0	5	16
Paul Hayford	26	20	0	1.30	-	0	0	9
Paul Winkworth	755	33	4	26.03	-	0	0	118
Peter Jupp	16413	452	73	43.31	102.04	24	235	163
Peter Lofty	829	125	24	8.21	-	0	0	56
Peter Rigelsford	3725	141	18	30.28	-	0	0	111
Peterjon Williams	184	20	4	11.50	63.87	1	9	28
Phil Cross	25	1	0	25.00	80.65	0	5	25
R Heime	317	24	2	14.41	-	0	0	62
Reece Raven	684	54	9	15.20	-	0	0	47
Richard Carpenter	113	21	4	6.65	-	0	0	24
Richard Cawley	505	33	3	16.83	-	0	0	56
Richard O'Hagan	95	16	5	8.64	90.12	2	9	14
Richard Spooner	654	128	13	5.69	33.33	1	25	36
Rob Sutherland	2366	264	14	9.46	58.06	2	54	62
Robert Fryer	1240	166	72	13.19	61.11	0	5	45
Ronnie Langston	1616	330	58	5.94	-	0	0	33
Ross McSorley	266	24	8	16.63	-	0	0	64
Rudi Walcott	1605	255	106	10.77	-	0	0	82
S Morrison	437	33	3	14.57	-	0	0	77
Sam Hennell	187	7	0	26.71	128.57	1	21	58
Sam Martin	1581	63	8	28.75	77.46	10	144	106
Simon Briggs	393	56	5	7.71	-	0	0	68
Simon Dale	429	45	11	12.62	-	0	0	91
Simon Fox	157	4	0	39.25	75.85	2	23	71
Simon Hennell	1051	60	17	24.44	65.42	0	13	74
Simon Ryan	666	38	2	18.50	-	0	0	72
Steve Exton	2811	134	20	24.66	90.55	17	86	152
Steve Pratt	1159	112	15	11.95	-	0	0	56
Steve Smith	1254	169	13	8.04	31.27	0	61	49
Stuart Thompson	1184	80	10	16.91	-	0	0	100
Teddy Payne	23	4	0	5.75	41.82	0	3	21
Tim Bonnett	1084	83	16	16.18	-	0	0	93
Tim Coombes	17343	414	77	51.46	-	0	0	206
Toby Howick	2820	238	57	15.58	-	0	0	78
Tony Smart	248	30	3	9.19	-	0	0	34
Tyler Armiger	2820	161	30	21.53	101.21	54	204	141
Vince Ferrigno	887	52	4	18.48	-	0	0	67
Walter Seymore	38	6	1	7.60	22.22	0	0	15
Will Clarke	66	16	4	5.50	23.81	0	0	23
Will Smith	366	21	1	18.30	58.58	1	14	57
William Spry	316	39	7	9.88	62.79	0	5	71

# Career Bowling

NAME	OVERS	MAIDENS	RUNS	WICKETS	ECONOMY RATE	STRIKE RATE	AVERAGE
Adam Byrne	12	2	82	0	6.83		
Adam Tattan	221	21	1304	39	5.90	34.00	33.44
Adrian Heath	81	11	425	19	5.25	25.58	22.37
Alan Turner	1209	182	3461	196	2.86	37.01	17.66
Andrew Beane	237	27	1092	44	4.61	32.32	24.82
Andrew Crofts	62	2	456	10	7.35	37.20	45.60
Andy Coombes	1762	478	7738	522	4.39	20.25	14.82
Archie White	35.3	0	301	9	8.53	23.67	33.44
Baz Chapman	124	14	574	14	4.63	53.14	41.00
Ben Cross	123	9	790	24	6.42	30.75	32.92
Ben Hobbs	6	1	21	0	3.50		
Callum Sempill	444.3	39	2372	75	5.34	35.56	31.63
Charlie Tollerfield	12	0	93	3	7.75	24.00	31.00
Chris Fletcher	881	115	3716	165	4.22	32.04	22.52
Chris Herriott	1822	294	5728	344	3.14	31.78	16.65
Chris Loftus	141	14	753	24	5.34	35.25	31.38
Chris Lovewell	173.1	8	976	34	5.64	30.56	28.71
Chris Russell	229.4	29	1087	49	4.74	28.12	22.18
Chris Wildey	711	64	3135	130	4.41	32.82	24.12
Cliff Culbert	2173	259	9116	447	4.20	29.17	20.39
Colin Parry	97	10	443	21	4.57	27.71	21.10
D Anderson	161	27	715	23	4.44	42.00	31.09
Damian Ribaldo	449	65	1704	72	3.80	37.42	23.67
Daryl Chiles	216	16	1112	39	5.15	33.23	28.51
Dave Bonnett	3311	727	9230	666	2.79	29.83	13.86
Dave Oxley	4038	578	12029	1050	2.98	23.07	11.46
David Adams	353	57	1489	73	4.22	29.01	20.40
David Boccock	595	93	2191	116	3.68	30.78	18.89
David Cranfield	67.1	6	380	21	5.66	19.19	18.10
David Jones	260	35	1327	60	5.10	26.00	22.12
David Lander	2698	702	10152	546	3.76	29.65	18.59
Elliott Ketteringham	138	8	646	35	4.68	23.66	18.46
George Culbert	54	3	245	7	4.54	46.29	35.00
George Fisher	16.1	0	193	4	11.99	24.25	48.25
George Michell	134	15	715	21	5.34	38.29	34.05
Graham Buchanan	345	62	1175	67	3.41	30.90	17.54
Grant Henry	351	31	1871	58	5.33	36.31	32.26
Harry Leitch	95	12	516	24	5.43	23.75	21.50
Iain Tipper	36.1	2	187	5	5.18	43.40	37.40
Ian Drummond	1	0	8	0	8.00		
Ian Robertson	370	85	1500	52	4.05	42.69	28.85
J Smith	133	38	402	31	3.02	25.74	12.97
Jack Mendy	1353	211	5860	287	4.33	28.29	20.42
Jack Slade	183	7	1029	33	5.62	33.27	31.18
James Oakden	158	26	606	41	3.84	23.12	14.78

# Career Bowling

NAME	OVERS	MAIDENS	RUNS	WICKETS	ECONOMY RATE	STRIKE RATE	AVERAGE
James Sempill	199	14	1423	34	7.15	35.12	41.85
Jamie Fryer	232.5	7	1397	44	6.01	31.75	31.75
Jamie Hazeldine	53	1	382	10	7.21	31.80	38.20
John Fotheringham	1866	301	6535	315	3.50	35.54	20.75
John Hennessy	346	51	1390	57	4.02	36.42	24.39
John Matthews	145	29	587	31	4.05	28.06	18.94
John Rigelsford	1608	339	5355	319	3.33	30.24	16.79
John Welch	388	42	1675	85	4.32	27.39	19.71
Josh Culbert	160	13	892	22	5.58	43.64	40.55
Josh Tollerfield	72.3	8	468	16	6.47	27.19	29.25
Kiran Shanmugam	66	4	407	9	6.17	44.00	45.22
M Jordan	71	5	426	15	6.00	28.40	28.40
Malcolm Bate	635	105	2232	89	3.51	42.81	25.08
Mark Lander	184	10	1020	29	5.54	38.07	35.17
Mark Townsend	252	50	747	42	2.96	36.00	17.79
Matt Bannister	843	62	4697	186	5.57	27.19	25.25
Matt Reavey	171	10	1138	37	6.65	27.73	30.76
Matt Yates	55	3	527	10	9.58	33.00	52.70
Michael Davies	58	4	262	7	4.52	49.71	37.43
Michael Hyde	135	28	505	20	3.74	40.50	25.25
Michael Ward	238	25	995	46	4.18	31.04	21.63
Mike Ribaud	224	30	946	36	4.22	37.33	26.28
Mohammed Ramzan	8	0	58	1	7.25	48.00	58.00
Neil Buchanan	150	17	693	31	4.62	29.03	22.35
Nick Collison	64	4	427	14	6.67	27.43	30.50
Nick Loftus	1786.4	195	7772	339	4.35	31.62	22.93
Nick Richardson	8	0	83	1	10.38	48.00	83.00
Oliver Andrews	340	50	1453	77	4.27	26.49	18.87
Parag Wartak	290.2	36	1392	41	4.80	42.49	33.95
Paul Goodchild	3264.5	459	14155	652	4.34	30.04	21.71
Peter Jupp	218	14	1165	43	5.34	30.42	27.09
Peter Lofty	378	25	2138	87	5.66	26.07	24.57
Peter Rigelsford	310	52	1218	71	3.93	26.20	17.15
PeterJon Williams	45	2	334	9	7.42	30.00	37.11
Reece Raven	558	76	2116	105	3.79	31.89	20.15
Richard Cawley	73	4	397	17	5.44	25.76	23.35
Richard O'Hagan	68.4	1	440	16	6.43	25.75	27.50
Richard Spooner	20	0	201	4	10.05	30.00	50.25
Robert Fryer	2946	651	9106	534	3.09	33.10	17.05
Ronnie Langston	268	27	914	69	3.41	23.30	13.25
Ross McSorley	183	18	963	37	5.26	29.68	26.03
Rudi Walcott	4501	1054	12627	824	2.81	32.77	15.32
S Fernando	54	5	291	9	5.39	36.00	32.33
Simon Andrews	123	22	334	24	2.72	30.75	13.92
Simon Briggs	61	2	476	20	7.80	18.30	23.80

## Career Bowling

NAME	OVERS	MAIDENS	RUNS	WICKETS	ECONOMY RATE	STRIKE RATE	AVERAGE
Simon Dale	290	17	1546	49	5.33	35.51	31.55
Simon Hennell	561	76	2351	126	4.19	26.71	18.66
Stephen Adams	90	26	298	15	3.31	36.00	19.87
Stephen Thompson	56	5	262	4	4.68	84.00	65.50
Steve Pratt	708	89	2937	138	4.15	30.78	21.28
Steve Smith	48	0	467	11	9.73	26.18	42.45
Stuart Thompson	251	20	1157	30	4.61	50.20	38.57
Teddy Payne	30.4	4	171	7	5.63	26.29	24.43
Tim Bonnett	427	53	1944	70	4.55	36.60	27.77
Tim Coombes	3001	502	8765	571	2.92	31.53	15.35
Toby Howick	2550	502	7917	436	3.10	35.09	18.16
Tom Stables	81	5	422	16	5.21	30.38	26.38
Tyler Armiger	837	85	4066	166	4.86	30.25	24.49
Walter Seymore	43	2	240	11	5.58	23.45	21.82
Will Clarke	141	5	865	32	6.13	26.44	27.03

# Career Fielding

Name	Catches	Stumpings	Run Outs	Name	Catches	Stumpings	Run Outs
Adam Byrne	1	0	0	G Hallett	9	0	0
Adam Goodchild	23	0	0	George Culbert	17	0	0
Adam Tattan	5	0	1	George Michell	6	0	0
Adrian Heath	73	0	0	George Rankin	2	0	0
Alan Turner	37	0	0	George Russell	4	1	0
Alex Jackson-Wagner	1	0	0	Graham Buchanan	16	0	0
Andrew Beane	13	0	0	Grant Henry	29	0	0
Andrew Biffa	1	0	0	Greg Fitzpatrick	6	0	0
Andy Coombes	196	0	0	Harry Leitch	16	0	0
Andy Rodbourne	4	0	0	Heath Thompson	1	0	0
Archie White	4	0	0	Huw James	158	0	0
B Chapman	12	0	0	Iain McGowan	16	0	0
Ben Cross	1	0	0	Ian Boccock	14	0	0
Brian Bate	237	0	0	Ian Drummond	3	0	0
Callum Sempill	23	0	0	Ian Jones	15	0	0
Chris Bollom	7	0	0	Ian Robertson	32	0	0
Chris Fletcher	51	0	0	J Hildreth	4	0	0
Chris Herriott	72	0	0	J Smith	4	0	0
Chris Loftus	46	0	0	Jack Mendy	87	0	1
Chris Lovewell	12	0	0	Jack Slade	7	0	0
Chris Russell	40	1	0	James Oakden	10	0	0
Chris Wildey	27	0	0	James Sempill	30	2	2
Cliff Culbert	94	0	0	Jamie Fryer	9	0	0
Clive Greenstreet	39	0	0	Jamie Hazeldine	2	1	1
Colin Parry	44	0	0	Jamie Hazledene	12	0	0
Craig Wildman	7	0	0	Jim Buchanan	8	0	0
D Anderson	4	0	0	John Fotheringham	66	0	0
D Williams	2	0	0	John Hennessy	15	0	0
Damien Ribaud	18	0	0	John Matthews	38	0	0
Daryl Chiles	9	0	0	John Rigelsford	52	0	0
Dave Bateman	1	0	0	John Welch	45	0	0
Dave Boyd	9	0	0	Josh Culbert	11	0	0
Dave Harrison	110	3	0	Josh Tollerfield	16	0	1
Dave Oxley	193	0	0	Ken Pegden	32	0	0
David Adams	20	0	1	Ken Shergill	1	0	0
David Bannister	66	0	0	Kiran Shanmugam	8	0	0
David Boccock	31	0	0	M Austin	1	0	0
David Bonnett	86	0	0	M Fitzpatrick	15	0	0
David Cranfield	7	1	0	Malcolm Bate	31	0	0
David Jones	43	0	0	Mark Gloyens	111	0	0
David Lander	307	0	0	Mark Knapton	6	0	0
David Lowe	13	0	0	Mark Lander	20	0	0
Dean Munday	7	0	0	Mark Townsend	7	0	0
Duncan McLean	46	0	0	Matt Egan	3	0	0
Elliott Ketteringham	33	0	0	Matt Reavey	190	0	0
G Cummings	13	0	0	Matt Yates	12	1	1

# Career Fielding

Name	Catches	Stumpings	Run Outs	Name	Catches	Stumpings	Run Outs
Matthew Bannister	101	0	0	Simon Dale	18	0	0
Michael Davies	4	0	0	Simon Fox	1	0	0
Michael Hyde	2	0	0	Simon Hennell	26	0	0
Michael Sanford	6	0	0	Simon L'Esperance	2	0	0
Michael Ward	36	0	0	Simon Ryan	20	0	0
Mike Ribaud	11	0	0	Stephen Thompson	12	0	0
Mohammed Ramzan	1	0	0	Steve Exton	122	11	7
Neil Buchanan	19	0	0	Steve Pratt	42	0	0
Neil Dover	5	0	0	Steve Smith	33	0	0
Nick Collison	95	0	0	Stuart Fafinski	6	0	0
Nick Haynes	1	0	0	Stuart Thompson	24	0	0
Nick Loftus	90	0	0	T Andrews	10	0	0
Nick Richardson	7	0	0	Teddy Payne	1	0	0
Oliver Andrews	15	0	0	Thiya Yashoman	6	0	0
Parag Wartak	10	0	0	Tim Bonnett	23	0	0
Paul Gibson	15	0	0	Tim Coombes	168	0	0
Paul Goodchild	68	0	0	Toby Howick	114	0	0
Paul Hayford	2	0	0	Tom Foxall	1	0	0
Paul Munday	4	0	0	Tom Stables	6	0	0
Paul Washington	3	0	0	Tony Smart	7	0	0
Paul Winkworth	7	0	0	Tyler Armiger	83	1	1
Peter Folkard	3	0	0	Vince Ferrigno	23	0	0
Peter Jupp	212	0	0	Walter Seymore	5	0	0
Peter Lofty	39	0	0	Will Clarke	5	0	0
Peter Rigelsford	61	0	0	Will Smith	13	0	1
Peterjon Williams	12	0	0	William Spry	18	0	1
R Heime	6	0	0				
R Westlake	4	0	0				
Reece Raven	18	0	0				
Richard Bate	9	0	0				
Richard Carpenter	7	0	0				
Richard Cawley	12	0	0				
Richard O'Hagan	3	0	1				
Richard Spooner	24	0	0				
Rob Sutherland	68	0	0				
Robert Fryer	89	0	0				
Robert Randall	2	0	0				
Ronnie Langston	71	0	0				
Ross McSorley	2	0	0				
Rudi Walcott	65	0	0				
Ryan Parrett	2	0	0				
S Morrison	11	0	0				
Sam Hennell	3	0	0				
Sam Martin	16	4	1				
Simon Andrews	13	0	0				
Simon Briggs	14	0	0				