

GGCC Time Trial

2nd October 2016

TT Event Programme



In Association with Dales Cycles

Supported by the Kirkhouse Inn, Strathblane

****Final chance to test yourself on this course before we revert to the 10 mile A77 course for 2017****

Entry Cost is £3.00. This will cover your race entry fee, associated insurances, hot drink and roll after the event.

Individual Time Trial over 8 miles



We encourage every member of GGCC to take part in our events. Our members enjoy the challenge of these special rides as it gives them a chance to enjoy different cycling disciplines.

This event fact sheet will cover all the points our members may need for taking part in the time trial. It is important for GGCC to hold a cycling events which are both all encompassing for each member of the club whilst also making sure rider safety is a priority

With the change of venue to the Kirkhouse Inn we have devised a new challenging TT Course. The course is just over 8 miles and will allow our members to start testing themselves on what are familiar roads to the members of GGCC

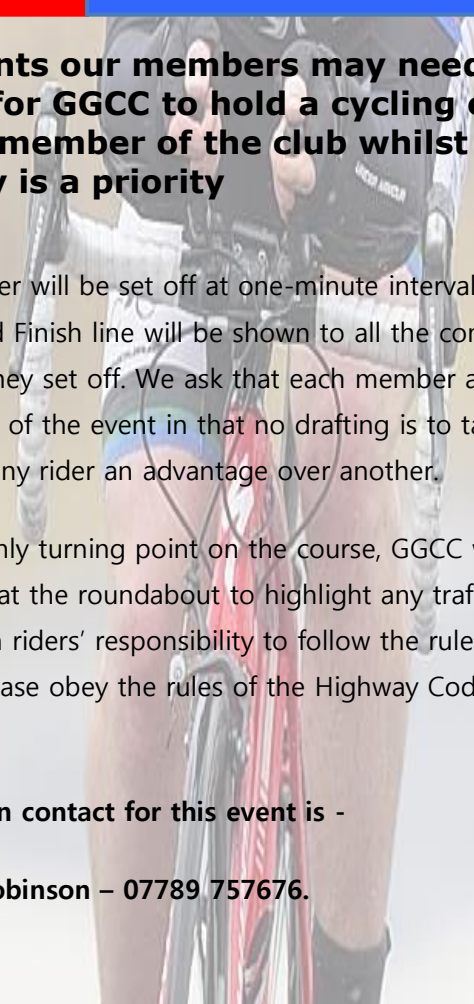
On the morning of the 2nd October 2016, the members of GGCC will have the chance to take part in our new trial event. The event sign on and briefing will be held at approximately 9:15. This is when the start list will be confirmed to give each rider the opportunity to ask any questions.

Each Rider will be set off at one-minute intervals. The Start and Finish line will be shown to all the competitors before they set off. We ask that each member adhere to the rules of the event in that no drafting is to take place to give any rider an advantage over another.

At the only turning point on the course, GGCC will have a marshal at the roundabout to highlight any traffic issues. It is each riders' responsibility to follow the rules of the road. Please obey the rules of the Highway Code at all times.

The main contact for this event is -

Andy Dobinson – 07789 757676.



Event Summary

All the details below will allow you to come prepared for the event

This event is open to GGCC members only and is not an official British Cycling event. The TT will be held under Scottish Cycling Insurance and therefore the riders and club are covered.

In order for the TT to be carried out in a safe manner and that every participant has a fantastic experience, we would ask that the following points are read through. We hope this allows you all to prepare for the Time Trial.

RACE OFFICIALS AND MARSHALS

The main contact for the GGCC time trial is Ray Hicks. Ray will be responsible on the day for all the duties associated with the start and finish areas.

Other associates of GGCC will be supporting the event in the capacity of marshals and starters. They will be responsible for the course including the turning point at mile 4.1 (second roundabout). For everyone's safety, please follow the directions of the race officials at all times including the run up to the event and after you have crossed the line.

SUMMARY OF THE EVENT

1. PRE RACE BRIEFING & SIGN ON. This will be held around from 9:15 in the restaurant of the Kirkhouse Inn. You will be asked to sign the race register, hand over your BC race licence (If you have one) and will then be issued with your race number.

2. COMPETITORS TRAVEL TO START LINE. Each competitor will be fully notified of the their individual start time before race day.

3. START LINE. Each rider will be set off in one-minute intervals. The commissaries will notify you 20 seconds before you set off then will count you down from 10 seconds.

4. ON THE COURSE. Whilst riding on the new course we would ask you to adhere to a few simple rules. These are that you should not obstruct a rider who may be overtaking you. No drafting is allowed and it's the responsibility of the passed rider to ensure that they are more than 10 bike lengths behind the bike which has passed them. If you are overtaking another rider then it's your responsibility to do so in a safe manner allowing plenty of room for the overtake. Please follow the rules of the road at all times as the event will be taking part on open roads.

5. COURSE TURNING POINT. As you approach the second roundabout give way to oncoming traffic and take advice from the marshal. Also please give your full name to the marshal as you pass them.

6. FINISH LINE AREA. As you cross the finish line please give your name to the timekeeper in order that the correct time is placed against your name. Please use the cycle lane immediately after the finish line should you want to return to the finish line area.

7. POST RACE. After you finish the race please move off the course and find a safe area to stop. We ask that you then make your way back to the sign on area and hand in your race number and collect your race licence (if you have one)

8. RACE RESULTS & PRIZE GIVING. A post race briefing and coffee break with hot filled rolls will take place in the Kirkhouse Inn after the actual event. Prizes for various categories will be given out after the race. In addition, a full list of the race results will be published on the GGCC website within 24 hours of the event.

9. RIDE BACK TO TOWN. The plan is continue the club run with a group ride back to Glasgow Green.

Course & Event Information

Link to course map <https://connect.garmin.com/modern/course/10776092>

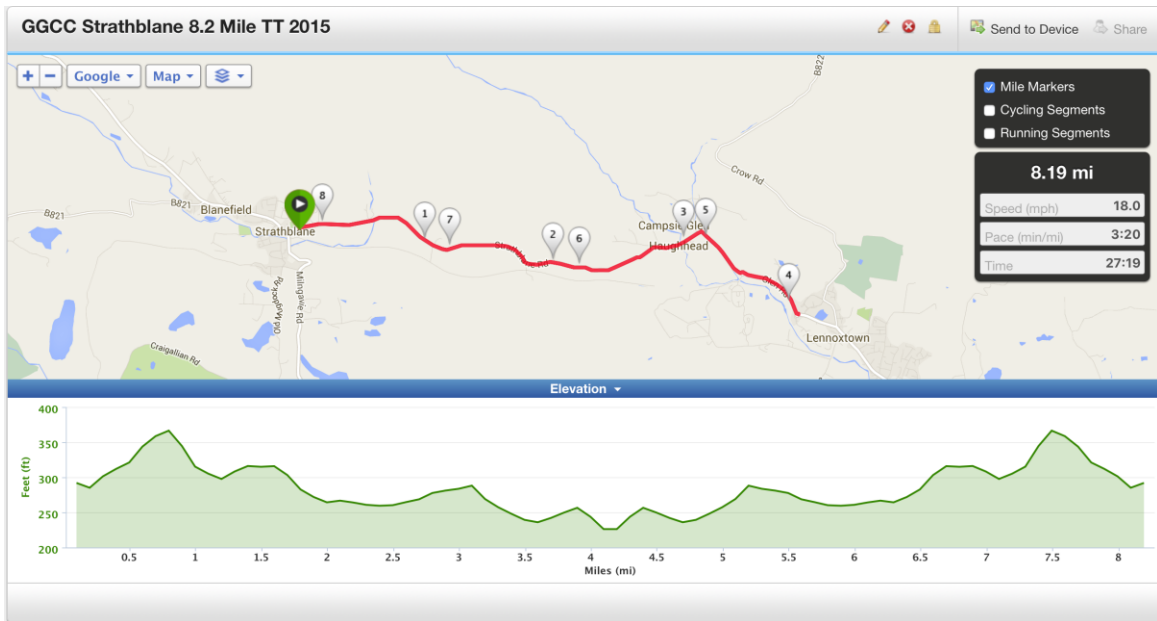


Figure 1 Below Left, Start Area, Below Right Finish Area




Figure 2 Only Roundabout on the course

Guidelines for the Day

The team @ GGCC have detailed some useful information to help you prepare for the Time Trial

Essential Equipment

- Cycling Helmet (Mandatory) Aero helmets acceptable
- Cycle Clothing - GGCC Club Kit (optional)
- TT Bike – optional
- Bike tool kit and spare tube, pump or canister

Check your bike is fully maintained prior to the event. Should you need to have your bike checked please contact **Dales Cycles** in the days before the event to obtain your membership discount on parts and servicing rates. If your bike is deemed to be unfit for the ride out of town or for the event, GGCC may ask you to forfeit your ride.

Ensure you have enough fluids/snacks for the event. 10 miles may not sound like a big distance though your effort over this course may need you to take on some additional fuel in the form of liquids or snacks.

Bring along spare tube, pump, multi-tool etc as you may have a mechanical on the course.

Do not test new equipment on the day of the ride. This could lead to avoidable mechanicals on the day.

Prize Categories on the day!

Fastest Time (Male)

Fastest Time (Female)

Best Effort on the day

Most improved rider

Fastest newcomer

General Advice on Time Trials

Practice your starts. Have a teammate hold you and practice doing held starts at least a dozen times before race day.

Practice turnarounds during a hard interval effort to most closely approximate race conditions. Practice it somewhere safe so if you overestimate your speed, you won't go down.

Pre-ride the course if possible.

Tune your bike up before the race. Clean and lube the chain and check the shifting to make sure it is smooth. Make sure the rear wheel is secure and not going to shift and go against your chain-stays. This can be especially problematic with the hard initial acceleration at the start line.

Keep a bottle of energy drink or hydration mix with you from the moment you wake up. Hydration is essential to peak performance.

NEVER ride new equipment, wear new clothes or try out a new drink or food on race day

Get a really good warm up. The shorter the event, the longer the warm up

Generally you should start with your chain in the big ring and an easy cog in the back. However, in practice, make sure the chain angle is not too severe.

Start with your hands in the drops and not on the ends of your Tri-bars and your front leg in the 10 o'clock position.

Get up to speed very quickly but do not go above your time trial pace. Aim for negative splits meaning you speed up very slightly, rather than slow down over the course of the race. In a perfectly paced ride, you will be completely spent when you cross the line.

Unless you have a power meter, pace yourself on perceived exertion. Heart rate can take up to 10 minutes to adjust to your effort. Keep in mind that due to the adrenaline of race day, you will be able to ride at a higher heart rate than in training

Optimum cadence for a time trial is generally 90 to 105, but you must practice this. Leg speed is the key to cycling and it is easy to train. If you can pedal smoothly at 120 rpm in training, you will be extremely efficient at 105 rpm in the race. To train this, do one interval a week building from 10 minutes to an hour with very little resistance at 115 to 130 rpm

Keep your head up! Not only is it safer, but it is actually more aerodynamic. There's no "point" in having the rear of your aero helmet (if you have one) sticking up high in the air!

Count your pedal strokes or breaths to distract from the pain. If you notice you are breathing only on the right pedal stroke, alternate it to the left from time to time.

Drafting is not allowed. If you catch up to a competitor, the overtaken rider is required to fall back to a specified distance (usually about 50 meters) behind the other or maintain wide horizontal separation so that he receives no aerodynamic shelter or help from the other. When passing a rider, make sure you do it authoritatively and don't get caught for drafting yourself.

Start your recovery the moment you cross the line. Use a recovery drink such as recovery bar.