

Penn Street Cricket Club

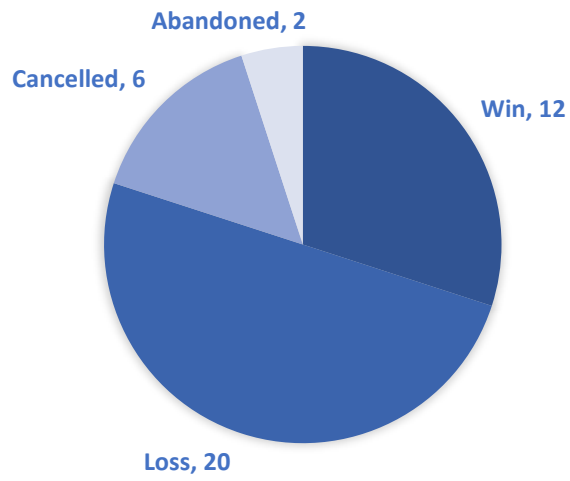
2019

Season

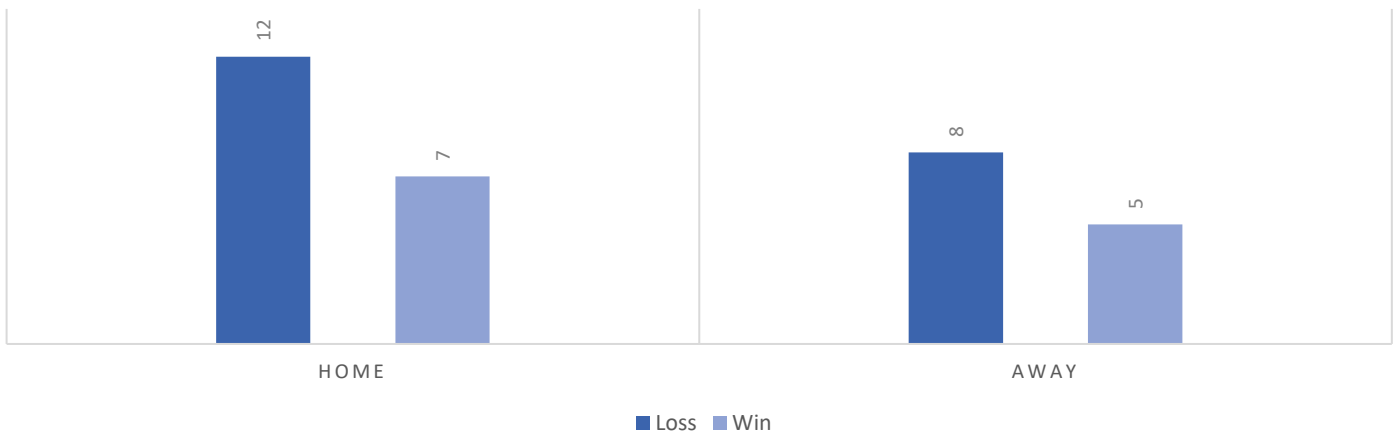


Season Stats

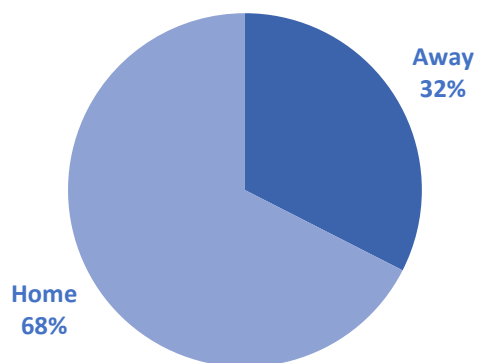
PSCC WINS AND LOSSES



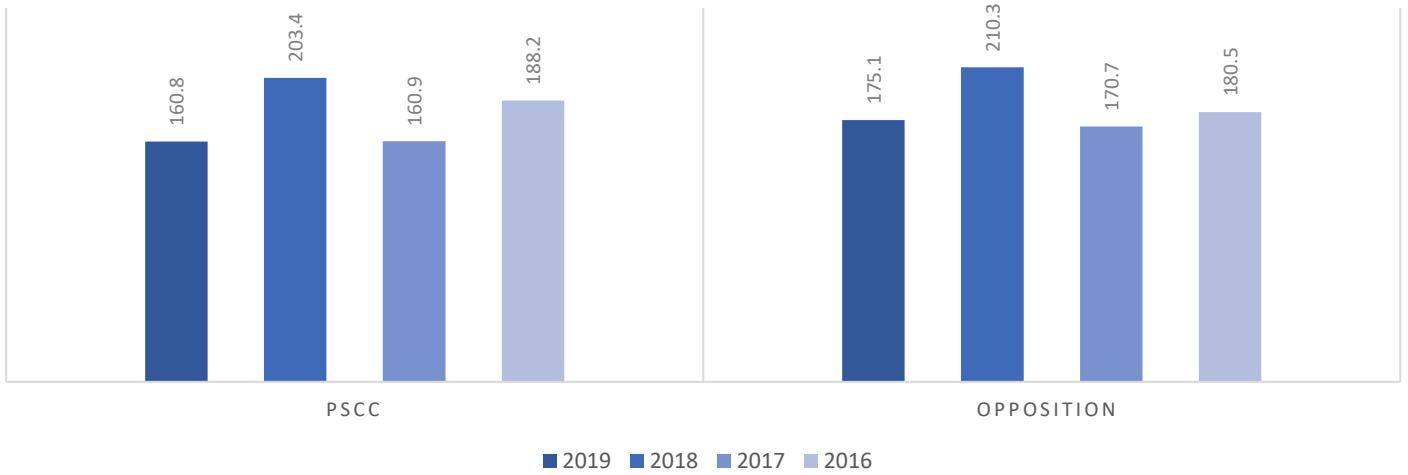
HOME/AWAY RESULTS



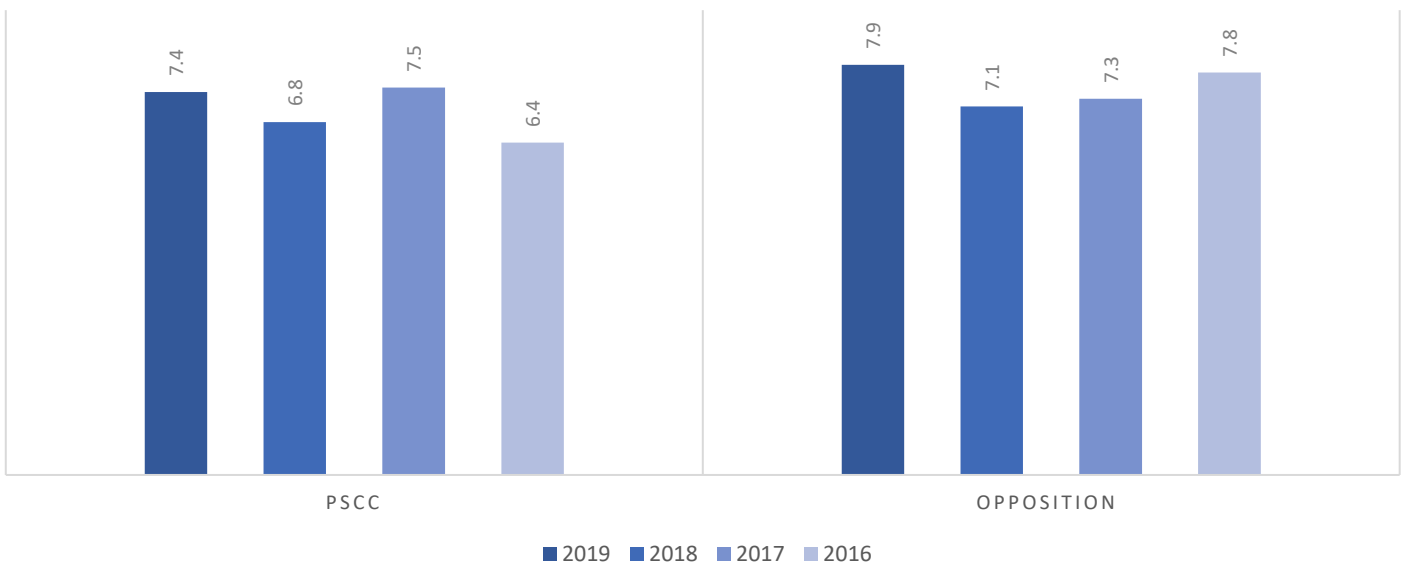
HOME VS AWAY MATCHES



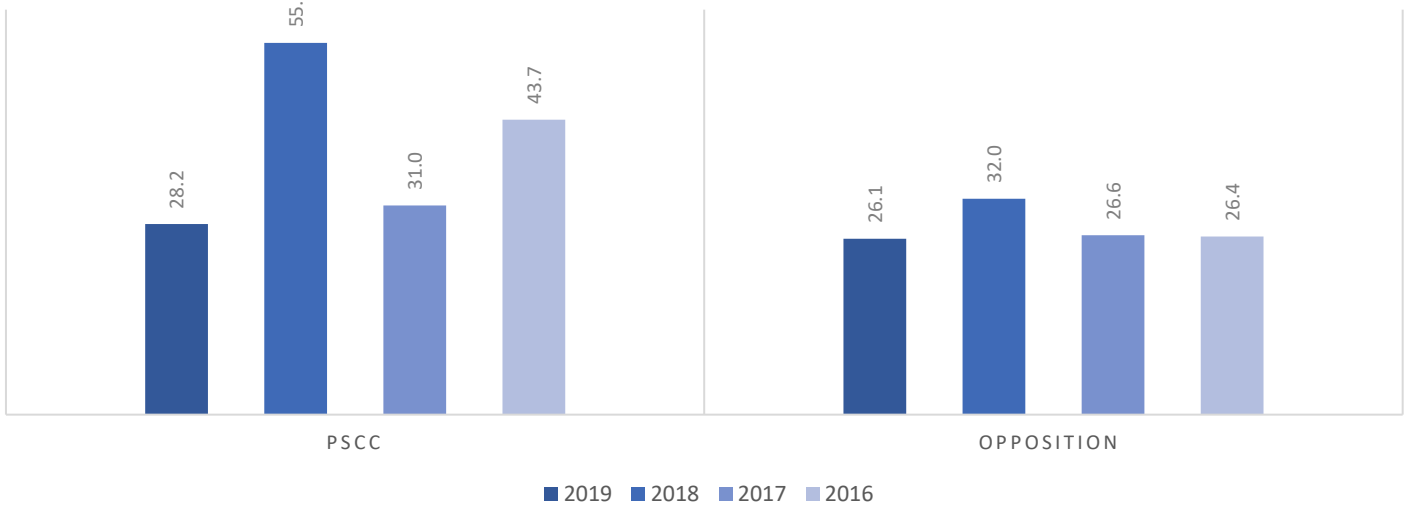
AVERAGE TOTAL



AVERAGE NUMBER OF WICKETS LOST



AVERAGE RUNS PER WICKET



Season Batting

| Player | Runs | Innings | Not Out | Average | Strike Rate | 6's | 4's | Top Score |
|------------------|------|---------|---------|---------|-------------|-----|-----|-----------|
| Chris Russell | 657 | 13 | 2 | 59.73 | 127.86 | 24 | 89 | 139 |
| David Jones | 562 | 14 | 3 | 51.09 | 96.54 | 8 | 85 | 121 |
| Peter Jupp | 458 | 12 | 2 | 45.80 | 83.48 | 4 | 60 | 86 |
| David Hewes | 318 | 10 | 2 | 39.75 | 75.08 | 0 | 47 | 116 |
| Josh Tollerfield | 354 | 11 | 2 | 39.33 | 167.21 | 8 | 53 | 78 |
| Simon Fox | 194 | 11 | 1 | 19.40 | 63.19 | 0 | 29 | 44 |
| James Sempill | 272 | 17 | 1 | 17.00 | 54.57 | 0 | 41 | 40 |
| Richard O'Hagan | 98 | 10 | 3 | 14.00 | 91.18 | 1 | 11 | 30 |
| Sam Martin | 124 | 11 | 2 | 13.78 | 66.01 | 1 | 15 | 30 |
| Matt Hewlett | 75 | 12 | 3 | 8.33 | 50.91 | 0 | 8 | 15 |
| Steve Smith | 80 | 11 | 0 | 7.27 | 23.86 | 0 | 7 | 28 |
| Jamie Fryer | 28 | 10 | 4 | 4.67 | 63.64 | 0 | 4 | 13 |
| Paul Goodchild | 9 | 12 | 6 | 1.50 | 21.43 | 0 | 1 | 4 |

Sixes Cup

| Player | 6's |
|------------------|-----|
| Chris Russell | 24 |
| David Adams | 12 |
| Josh Tollerfield | 8 |
| David Jones | 8 |
| Peter Jupp | 4 |
| Tyler Armiger | 3 |
| Sam Hennell | 3 |
| Adam Tattan | 2 |
| Jeremy Knox | 2 |
| Matt Reavey | 1 |
| David Cranfield | 1 |
| Chris Fletcher | 1 |
| Robert Fryer | 1 |
| Sam Martin | 1 |
| Ben Hobbs | 1 |

Best Batting

| Player | Score | Opposition |
|---------------|-------|----------------------|
| Chris Russell | 139 | Croxley Guild |
| Chris Russell | 134 | Phoenix Taplow |
| David Adams | 128 | Belsize Village |
| David Jones | 121 | Beaconsfield IV |
| David Hewes | 116 | Old Merchant Tailors |
| Sam Hennell | 109 | Octopus |

Also Batted

| Player | Runs | Innings | Not Out | Average | Strike Rate | 6's | 4's | Top Score |
|---------------------|------|---------|---------|---------|-------------|-----|-----|-----------|
| David Adams | 266 | 5 | 1 | 66.50 | 122.35 | 12 | 31 | 128 |
| Sam Hennell | 156 | 3 | 2 | 156.00 | 138.05 | 3 | 30 | 109 |
| Rob Sutherland | 128 | 8 | 0 | 16.00 | 66.90 | 0 | 23 | 44 |
| Phil Hewlett | 121 | 6 | 1 | 24.20 | 65.38 | 0 | 21 | 70 |
| Tyler Armiger | 99 | 5 | 1 | 24.75 | 118.84 | 3 | 12 | 55 |
| Chris Loftus | 84 | 6 | 0 | 14.00 | 31.43 | 0 | 13 | 45 |
| Simon Hennell | 72 | 5 | 0 | 14.40 | 56.67 | 0 | 8 | 38 |
| Nick Loftus | 66 | 8 | 1 | 9.43 | 53.57 | 0 | 7 | 13 |
| Ilya Joel-Pitcher | 52 | 3 | 0 | 17.33 | 62.50 | 0 | 5 | 32 |
| Chris Lovewell | 46 | 3 | 1 | 23.00 | 83.64 | 0 | 4 | 32 |
| Ben Cross | 44 | 8 | 3 | 8.80 | 73.33 | 0 | 6 | 35 |
| Nick Richardson | 42 | 6 | 0 | 7.00 | 62.26 | 0 | 5 | 19 |
| Adam Tattan | 39 | 3 | 1 | 19.50 | 90.00 | 2 | 3 | 21 |
| Alistair Cossins | 34 | 3 | 0 | 11.33 | 30.43 | 0 | 4 | 27 |
| David Cranfield | 34 | 1 | 0 | 34.00 | 161.90 | 1 | 4 | 34 |
| Richard Spooner | 32 | 6 | 0 | 5.33 | 42.86 | 0 | 4 | 18 |
| Callum Sempill | 31 | 3 | 0 | 10.33 | 95.65 | 0 | 4 | 22 |
| Jamie Hazeldine | 30 | 2 | 0 | 15.00 | 66.67 | 0 | 4 | 20 |
| Archie White | 29 | 6 | 1 | 5.80 | 33.72 | 0 | 2 | 15 |
| Robert Fryer | 28 | 2 | 1 | 28.00 | 121.74 | 1 | 3 | 24 |
| Matt Reavey | 27 | 6 | 0 | 4.50 | 120.00 | 1 | 1 | 12 |
| Jeremy Knox | 27 | 1 | 0 | 27.00 | 150.00 | 2 | 2 | 27 |
| Stuart Thompson | 27 | 3 | 0 | 9.00 | 0.00 | 0 | 3 | 19 |
| Charlie Tollerfield | 23 | 3 | 0 | 7.67 | 0.00 | 0 | 2 | 18 |
| Cameron Thompson | 21 | 3 | 0 | 7.00 | 100.00 | 0 | 1 | 9 |
| David Lander | 20 | 3 | 1 | 10.00 | - | 0 | 1 | 12 |
| Asif Teja | 20 | 6 | 0 | 3.33 | 42.86 | 0 | 0 | 6 |
| Simon Strutt | 17 | 3 | 1 | 8.50 | 70.83 | 0 | 2 | 14 |
| Chris Fletcher | 17 | 1 | 0 | 17.00 | 94.44 | 1 | 1 | 17 |
| Ben Hobbs | 12 | 1 | 0 | 12.00 | - | 1 | 1 | 12 |
| Christian Sutton | 11 | 3 | 0 | 3.67 | 15.15 | 0 | 1 | 6 |
| Phil Cross | 10 | 1 | 0 | 10.00 | 38.46 | 0 | 2 | 10 |
| Ady White | 9 | 4 | 1 | 3.00 | 42.86 | 0 | 1 | 6 |
| Thiya Yashoman | 8 | 1 | 0 | 8.00 | 44.44 | 0 | 1 | 8 |
| Jack Mendy | 5 | 2 | 1 | 5.00 | - | 0 | 0 | 4 |
| Faris Rana | 5 | 1 | 0 | 5.00 | 33.33 | 0 | 1 | 5 |
| Jonny Barnett | 5 | 4 | 2 | 2.50 | 16.13 | 0 | 0 | 5 |
| Charlie Sutton | 5 | 1 | 0 | 5.00 | 71.43 | 0 | 0 | 5 |
| Jim Ford | 2 | 1 | 0 | 2.00 | - | 0 | 0 | 2 |
| Harry Leitch | 2 | 2 | 0 | 1.00 | 50.00 | 0 | 0 | 2 |
| Will Smith | 2 | 1 | 0 | 2.00 | 11.11 | 0 | 0 | 2 |
| Ken Shergill | 1 | 1 | 0 | 1.00 | 3.57 | 0 | 0 | 1 |
| Paul Hewlett | 1 | 1 | 0 | 1.00 | - | 0 | 0 | 1 |
| Dave Harrison | 0 | 2 | 0 | 0.00 | 0.00 | 0 | 0 | 0 |

| Player | Runs | Innings | Not Out | Average | Strike Rate | 6's | 4's | Top Score |
|------------------|------|---------|---------|---------|-------------|-----|-----|-----------|
| Ben Marlow | 0 | 1 | 0 | 0.00 | 0.00 | 0 | 0 | 0 |
| Ryan Greenstreet | 0 | 1 | 1 | - | - | 0 | 0 | 0 |

Partnerships

Highest Partnership by Wicket

| Wicket | Names | Score | Opposition |
|--------|---------------------------------|-------|----------------------|
| 1 | David Jones & Chris Russell | 116 | Fladbury |
| 2 | Steve Smith & David Hewes | 109 | Old Merchant Tailors |
| 3 | David Adams & Alistair Cossins | 164 | Belsize Village |
| 4 | Josh Tollerfield & David Hewes | 119 | Old Merchant Tailors |
| 5 | Richard O'Hagan & Chris Russell | 60 | Phoenix Taplow |
| 6 | Simon Hennell & Peter Jupp | 56 | Waxlow |
| 7 | Simon Hennell & David Hewes | 81 | Snitterfield |
| 8 | Ken Shergill & Phil Hewlett | 36 | Jordans |
| 9 | Adam Tattan & Chris Lovewell | 40 | Penn Street Village |
| 10 | Paul Goodchild & Sam Hennell | 30 | Boxmoor |

Century Partnerships

| Wicket | Names | Score | Opposition |
|--------|--------------------------------|-------|-------------------------|
| 3 | David Adams & Alistair Cossins | 164 | Belsize Village |
| 3 | David Adams & David Jones | 155 | Beaconsfield IV |
| 4 | Josh Tollerfield & David Hewes | 119 | Old Merchant Tailors |
| 1 | David Jones & Chris Russell | 116 | Fladbury |
| 3 | Tyler Armiger & David Jones | 115 | Widmer End St Margarets |
| 2 | Steve Smith & David Hewes | 109 | Old Merchant Tailors |

Season Bowling

| NAME | OVERS | MAIDENS | RUNS | WICKETS | ECONOMY RATE | STRIKE RATE | AVERAGE |
|------------------|-------|---------|------|---------|--------------|-------------|---------|
| Nick Loftus | 56.1 | 13 | 195 | 15 | 3.48 | 22.47 | 13.00 |
| Josh Tollerfield | 57.5 | 9 | 232 | 15 | 4.03 | 23.13 | 15.47 |
| Simon Hennell | 51 | 11 | 162 | 10 | 3.18 | 30.60 | 16.20 |
| David Jones | 63.2 | 3 | 316 | 18 | 5.00 | 21.11 | 17.56 |
| James Sempill | 64 | 3 | 394 | 18 | 6.16 | 21.33 | 21.89 |
| Matt Hewlett | 95.3 | 14 | 409 | 18 | 4.29 | 31.83 | 22.72 |
| Chris Russell | 57 | 5 | 257 | 10 | 4.51 | 34.20 | 25.70 |
| Jamie Fryer | 74 | 5 | 365 | 14 | 4.93 | 31.71 | 26.07 |
| Paul Goodchild | 76.2 | 7 | 479 | 18 | 6.29 | 25.44 | 26.61 |
| Ben Cross | 64 | 8 | 356 | 9 | 5.56 | 42.67 | 39.56 |

Best Bowling

| Name | Figures | Opposition |
|-------------------|---------|-----------------|
| Nick Loftus | 6-34 | Jordans |
| David Jones | 5-22 | Holmer Green |
| Ilya Joel-Pitcher | 5-27 | Soho Collective |

Also Bowled

| NAME | OVERS | MAIDENS | RUNS | WICKETS | ECONOMY RATE | STRIKE RATE | AVERAGE |
|---------------------|-------|---------|------|---------|--------------|-------------|---------|
| Ilya Joel-Pitcher | 42.4 | 4 | 265 | 16 | 6.25 | 16.00 | 16.56 |
| David Adams | 45 | 11 | 151 | 15 | 3.36 | 18.00 | 10.07 |
| Archie White | 41 | 3 | 258 | 9 | 6.29 | 27.33 | 28.67 |
| Simon Hennell | 46 | 8 | 156 | 9 | 3.39 | 30.67 | 17.33 |
| Simon Strutt | 39 | 5 | 176 | 8 | 4.51 | 29.25 | 22.00 |
| Jack Mendy | 30.3 | 9 | 118 | 8 | 3.89 | 22.88 | 14.75 |
| Callum Sempill | 24 | 0 | 111 | 7 | 4.63 | 20.57 | 15.86 |
| Tyler Armiger | 27.4 | 6 | 108 | 6 | 3.94 | 27.67 | 18.00 |
| Richard O'Hagan | 41 | 1 | 260 | 5 | 6.34 | 49.20 | 52.00 |
| Stuart Thompson | 15 | 2 | 101 | 4 | 6.73 | 22.50 | 25.25 |
| Ryan Greenstreet | 13 | 0 | 46 | 4 | 3.54 | 19.50 | 11.50 |
| Adam Tattan | 23 | 2 | 146 | 3 | 6.35 | 46.00 | 48.67 |
| David Cranfield | 4 | 1 | 21 | 3 | 5.25 | 8.00 | 7.00 |
| Dave Harrison | 5 | 0 | 25 | 2 | 5.00 | 15.00 | 12.50 |
| Thiya Yashoman | 5.5 | 0 | 53 | 2 | 9.64 | 17.50 | 26.50 |
| Jonny Barnett | 11 | 0 | 83 | 2 | 7.55 | 33.00 | 41.50 |
| Jeremy Knox | 6 | 1 | 16 | 2 | 2.67 | 18.00 | 8.00 |
| Asif Teja | 19 | 0 | 103 | 2 | 5.42 | 57.00 | 51.50 |
| Charlie Tollerfield | 0.3 | 0 | 1 | 2 | 3.33 | 1.50 | 0.50 |
| Harry Leitch | 3.5 | 0 | 25 | 2 | 7.14 | 11.50 | 12.50 |
| Robert Fryer | 19 | 5 | 78 | 2 | 4.11 | 57.00 | 39.00 |
| Ben Hobbs | 8 | 0 | 32 | 2 | 4.00 | 24.00 | 16.00 |
| Richard Spooner | 5 | 0 | 34 | 1 | 6.80 | 30.00 | 34.00 |
| Chris Lovewell | 23 | 2 | 108 | 1 | 4.70 | 138.00 | 108.00 |
| Will Clarke | 7 | 0 | 28 | 1 | 4.00 | 42.00 | 28.00 |
| David Lander | 4 | 0 | 20 | 1 | 5.00 | 24.00 | 20.00 |
| Steve Smith | 2.2 | 1 | 6 | 1 | 2.73 | 14.00 | 6.00 |
| Jim Ford | 4 | 0 | 29 | 0 | 7.25 | | |
| Phil Cross | 5 | 0 | 28 | 0 | 5.60 | | |
| Chris Fletcher | 5 | 1 | 4 | 0 | 0.80 | | |
| Chris Loftus | 1 | 0 | 19 | 0 | 19.00 | | |
| Cameron Thompson | 4.4 | 0 | 43 | 0 | 9.77 | | |
| Jamie Hazeldine | 1 | 0 | 9 | 0 | 9.00 | | |
| Sam Hennell | 1 | 0 | 22 | 0 | 22.00 | | |
| Peter Jupp | 0.4 | 0 | 6 | 0 | 15.00 | | |
| Christian Sutton | 4 | 0 | 36 | 0 | 9.00 | | |
| Faris Rana | 6 | 1 | 24 | 0 | 4.00 | | |

Season Fielding

| Player | Catches |
|-------------------|---------|
| James Sempill | 12 |
| David Jones | 9 |
| Josh Tollerfield | 9 |
| Chris Russell | 8 |
| Sam Martin | 6 |
| Peter Jupp | 5 |
| Matt Hewlett | 5 |
| David Hewes | 5 |
| Simon Fox | 4 |
| Archie White | 4 |
| Paul Goodchild | 4 |
| Phil Hewlett | 4 |
| Ilya Joel-Pitcher | 4 |
| Simon Strutt | 3 |
| Chris Loftus | 2 |
| Ben Cross | 2 |
| Richard Spooner | 2 |
| Tyler Armiger | 2 |
| Stuart Thompson | 2 |
| Asif Teja | 2 |
| Matt Reavey | 2 |
| Chris Lovewell | 2 |

| Player | Catches |
|---------------------|---------|
| David Adams | 2 |
| Robert Fryer | 2 |
| Peterjon Williams | 1 |
| Ben Marlow | 1 |
| Nick Richardson | 1 |
| Rob Sutherland | 1 |
| Charlie Sutton | 1 |
| Charlie Tollerfield | 1 |
| Alistair Cossins | 1 |
| Will Clarke | 1 |
| Jack Mendy | 1 |
| Steve Smith | 1 |
| Jamie Fryer | 1 |
| Nick Loftus | 1 |
| Christian Sutton | 1 |
| Dave Harrison | 1 |
| Simon Hennell | 1 |
| Chris Fletcher | 1 |
| Richard O'Hagan | 1 |
| Ryan Greenstreet | 1 |
| Sam Hennell | 1 |

| Player | Stumpings |
|-----------------|-----------|
| Chris Russell | 1 |
| Sam Martin | 1 |
| Richard O'Hagan | 1 |
| Dave Harrison | 1 |

| Player | Run Outs |
|------------------|----------|
| Josh Tollerfield | 2 |
| Ady White | 1 |
| Tyler Armiger | 1 |
| Matt Reavey | 1 |
| David Hewes | 1 |
| Richard O'Hagan | 1 |
| Sam Martin | 1 |
| Ben Cross | 1 |

Top 25 Batting and Catching

| Player | Runs | Innings | Not Out | Average | Strike Rate | 100's | 50's | Top Score |
|----------------------|-------|---------|---------|---------|-------------|-------|------|-----------|
| David Jones | 3240 | 66 | 11 | 58.91 | 127.60 | 10 | 15 | 175 |
| Tim Coombes | 17343 | 414 | 77 | 51.46 | 75.00 | 42 | 109 | 206 |
| Chris Russell | 2952 | 73 | 11 | 47.61 | 106.45 | 8 | 14 | 155 |
| Dave Harrison | 6592 | 170 | 31 | 47.42 | 55.96 | 12 | 43 | 160 |
| Peter Jupp | 16871 | 464 | 75 | 43.37 | 99.09 | 38 | 115 | 163 |
| John Matthews | 2682 | 95 | 21 | 36.24 | - | 0 | 17 | 96 |
| Chris Fletcher | 4114 | 146 | 20 | 32.65 | 75.68 | 10 | 14 | 230 |
| Peter Rigelsford | 3725 | 141 | 18 | 30.28 | - | 5 | 20 | 111 |
| David Bannister | 4397 | 163 | 12 | 29.12 | - | 2 | 28 | 120 |
| Andy Coombes | 9922 | 413 | 67 | 28.68 | 0.00 | 7 | 63 | 129 |
| Nick Collison | 3337 | 136 | 15 | 27.58 | - | 6 | 18 | 152 |
| Matthew Bannister | 3397 | 162 | 35 | 26.75 | - | 4 | 17 | 133 |
| Sam Martin | 1705 | 74 | 10 | 26.64 | 72.94 | 1 | 10 | 106 |
| Brian Bate | 5926 | 281 | 47 | 25.32 | - | 1 | 21 | 168 |
| Steve Exton | 2811 | 134 | 23 | 25.32 | 88.68 | 1 | 13 | 152 |
| Simon Hennell | 1164 | 66 | 20 | 25.30 | 61.25 | 0 | 4 | 74 |
| Chris Herriott | 4383 | 219 | 43 | 24.90 | 138.71 | 3 | 17 | 107 |
| Matt Reavey | 8832 | 435 | 55 | 23.24 | 60.31 | 5 | 45 | 106 |
| Dave Oxley | 11680 | 598 | 80 | 22.55 | - | 2 | 50 | 105 |
| Jack Mendy | 3197 | 181 | 36 | 22.05 | 131.31 | 2 | 11 | 104 |
| David Boccock | 1561 | 83 | 11 | 21.68 | - | 0 | 6 | 85 |
| Tyler Armiger | 2919 | 166 | 31 | 21.62 | 99.47 | 2 | 15 | 141 |
| Elliott Ketteringham | 1339 | 72 | 10 | 21.60 | - | 1 | 6 | 115 |
| Ian Robertson | 969 | 61 | 15 | 21.07 | - | 1 | 0 | 133 |
| Callum Sempill | 976 | 73 | 22 | 19.14 | 98.95 | 0 | 4 | 79 |

| Player | Catches | Player | Catches | Player | Catches |
|--------------|---------|-------------------|---------|-----------------|---------|
| David Lander | 307 | Toby Howick | 114 | David Bonnett | 86 |
| Brian Bate | 237 | Mark Gloyens | 111 | Tyler Armiger | 85 |
| Peter Jupp | 217 | Dave Harrison | 111 | Adrian Heath | 73 |
| Andy Coombes | 196 | Matthew Bannister | 101 | Paul Goodchild | 72 |
| Dave Oxley | 193 | Nick Collison | 95 | Chris Herriott | 72 |
| Matt Reavey | 192 | Cliff Culbert | 94 | Ronnie Langston | 71 |
| Tim Coombes | 168 | Robert Fryer | 91 | Rob Sutherland | 69 |
| Huw James | 158 | Nick Loftus | 91 | | |
| Steve Exton | 122 | Jack Mendy | 88 | | |

Top 25 Bowling

| NAME | OVERS | MAIDENS | RUNS | WICKETS | ECONOMY RATE | STRIKE RATE | AVERAGE |
|-------------------|--------|---------|-------|---------|--------------|-------------|---------|
| Dave Oxley | 4038 | 578 | 12029 | 1050 | 2.98 | 23.07 | 11.46 |
| Dave Bonnett | 3311 | 727 | 9230 | 666 | 2.79 | 29.83 | 13.86 |
| Andy Coombes | 1762 | 478 | 7738 | 522 | 4.39 | 20.25 | 14.82 |
| Rudi Walcott | 4501 | 1054 | 12627 | 824 | 2.81 | 32.77 | 15.32 |
| Tim Coombes | 3001 | 502 | 8765 | 571 | 2.92 | 31.53 | 15.35 |
| Chris Herriott | 1822 | 294 | 5728 | 344 | 3.14 | 31.78 | 16.65 |
| John Rigelsford | 1608 | 339 | 5355 | 319 | 3.33 | 30.24 | 16.79 |
| Robert Fryer | 2965 | 656 | 9184 | 536 | 3.10 | 33.19 | 17.13 |
| Peter Rigelsford | 310 | 52 | 1218 | 71 | 3.93 | 26.20 | 17.15 |
| Graham Buchanan | 345 | 62 | 1175 | 67 | 3.41 | 30.90 | 17.54 |
| Alan Turner | 1209 | 182 | 3461 | 196 | 2.86 | 37.01 | 17.66 |
| David Adams | 398 | 66 | 1553 | 86 | 3.90 | 27.77 | 18.06 |
| Toby Howick | 2550 | 502 | 7917 | 436 | 3.10 | 35.09 | 18.16 |
| Simon Hennell | 612 | 87 | 2513 | 136 | 4.11 | 27.00 | 18.48 |
| David Lander | 2702 | 702 | 10172 | 547 | 3.76 | 29.64 | 18.60 |
| Oliver Andrews | 340 | 50 | 1453 | 77 | 4.27 | 26.49 | 18.87 |
| David Bocock | 595 | 93 | 2191 | 116 | 3.68 | 30.78 | 18.89 |
| John Welch | 388 | 42 | 1675 | 85 | 4.32 | 27.39 | 19.71 |
| Reece Raven | 558 | 76 | 2116 | 105 | 3.79 | 31.89 | 20.15 |
| Jack Mendy | 1383.3 | 220 | 5978 | 295 | 4.32 | 28.14 | 20.26 |
| Cliff Culbert | 2173 | 259 | 9116 | 447 | 4.20 | 29.17 | 20.39 |
| John Fotheringham | 1866 | 301 | 6535 | 315 | 3.50 | 35.54 | 20.75 |
| David Jones | 323.2 | 38 | 1643 | 78 | 5.08 | 24.87 | 21.06 |
| Steve Pratt | 708 | 89 | 2937 | 138 | 4.15 | 30.78 | 21.28 |
| Paul Goodchild | 3341.1 | 466 | 14634 | 670 | 4.38 | 29.92 | 21.84 |

Club Records

Most Innings

| | |
|-----------------|-----|
| David Lander | 821 |
| Dave Oxley | 598 |
| Peter Jupp | 464 |
| Matt Reavey | 435 |
| Tim Coombes | 414 |
| Andy Coombes | 413 |
| Ronnie Langston | 330 |
| Cliff Culbert | 288 |
| Brian Bate | 281 |
| Rob Sutherland | 272 |

Most Not Outs

| | |
|-----------------|-----|
| Paul Goodchild | 125 |
| David Lander | 107 |
| Rudi Walcott | 106 |
| Cliff Culbert | 102 |
| Dave Oxley | 80 |
| Tim Coombes | 77 |
| Peter Jupp | 75 |
| Robert Fryer | 73 |
| Andy Coombes | 67 |
| Ronnie Langston | 58 |

Most Maidens

| | |
|-----------------|------|
| Rudi Walcott | 1054 |
| Dave Bonnett | 727 |
| David Lander | 702 |
| Robert Fryer | 656 |
| Dave Oxley | 578 |
| Toby Howick | 502 |
| Tim Coombes | 502 |
| Andy Coombes | 478 |
| Paul Goodchild | 466 |
| John Rigelsford | 339 |

Most Runs

| | |
|-----------------|-------|
| Tim Coombes | 17343 |
| Peter Jupp | 16871 |
| David Lander | 12144 |
| Dave Oxley | 11680 |
| Andy Coombes | 9922 |
| Matt Reavey | 8832 |
| Dave Harrison | 6592 |
| Brian Bate | 5926 |
| David Bannister | 4397 |
| Chris Herriott | 4383 |

Most Overs

| | |
|-------------------|--------|
| Rudi Walcott | 4501 |
| Dave Oxley | 4038 |
| Paul Goodchild | 3341.1 |
| Dave Bonnett | 3311 |
| Tim Coombes | 3001 |
| Robert Fryer | 2965 |
| David Lander | 2702 |
| Toby Howick | 2550 |
| Cliff Culbert | 2173 |
| John Fotheringham | 1866 |

Most Wickets

| | |
|----------------|------|
| Dave Oxley | 1050 |
| Rudi Walcott | 824 |
| Paul Goodchild | 670 |
| Dave Bonnett | 666 |
| Tim Coombes | 571 |
| David Lander | 547 |
| Robert Fryer | 536 |
| Andy Coombes | 522 |
| Cliff Culbert | 447 |
| Toby Howick | 436 |

Club Records

Record Partnerships

| Wicket | Names | Score | Opposition | Year |
|--------|-------------------------------|-------|------------------------|------|
| 1 | J. Mendy & C. Russell | 176 | Little Marlow CC | 2017 |
| 2 | Peter Jupp & David Adams | 271 | Hillingdon Manor | 2018 |
| 3 | C. Fletcher & S. Exton | 244 | Rivets | 2012 |
| 4 | P. Jupp & D. Adams | 184 | Fulmer | 2017 |
| 5 | Matt Yates & Sam Martin | 203 | Fladbury | 2018 |
| 6 | Sam Martin & Josh Tollerfield | 96 | Octopus | 2018 |
| 7 | P. Jupp & O. Andrews | 91 | Croxley Guild of Sport | 2016 |
| 8 | S. Exton & J. Mendy | 106 | Little Missenden | 2017 |
| 9 | J. Mendy & P. Goodchild | 79 | Boxmoor | 2011 |
| 10 | T. Armiger & N. Loftus | 44 | Little Missenden | 2013 |

Most Stumpings

| | |
|-----------------|----|
| Steve Exton | 17 |
| Sam Martin | 5 |
| Dave Harrison | 4 |
| Chris Russell | 2 |
| James Sempill | 2 |
| Richard O'Hagan | 1 |
| George Russell | 1 |
| Tyler Armiger | 1 |
| Jamie Hazeldine | 1 |
| Matt Yates | 1 |
| David Cranfield | 1 |

Most Run Outs

| | |
|------------------|----|
| Steve Exton | 10 |
| Josh Tollerfield | 3 |
| Jack Mendy | 2 |
| David Adams | 2 |
| Sam Martin | 2 |
| James Sempill | 2 |
| Tyler Armiger | 2 |
| Jamie Hazeldine | 2 |
| Richard O'Hagan | 2 |
| Nick Loftus | 2 |
| Matt Reavey | 1 |
| Tom Stables | 1 |
| William Spry | 1 |
| David Hewes | 1 |
| Mark Gloyens | 1 |
| Adam Tattan | 1 |
| Will Smith | 1 |
| Rob Sutherland | 1 |
| Matt Yates | 1 |
| Ben Cross | 1 |
| Kiran Shanmugam | 1 |
| Simon Hennell | 1 |
| Oliver Andrews | 1 |
| Ady White | 1 |

Century Makers

| Name | Centuries | High Score |
|----------------------|------------------|-------------------|
| Tim Coombes | 42 | 206 |
| Peter Jupp | 38 | 163 |
| Dave Harrison | 12 | 160 |
| David Jones | 10 | 175 |
| Chris Fletcher | 10 | 230 |
| Chris Russell | 8 | 155 |
| Andy Coombes | 7 | 129 |
| Nick Collison | 6 | 152 |
| Peter Rigelsford | 5 | 111 |
| Matt Reavey | 5 | 106 |
| Matthew Bannister | 4 | 133 |
| Chris Herriott | 3 | 107 |
| David Lander | 3 | 117 |
| Oliver Andrews | 3 | 107 |
| George Russell | 2 | 122 |
| Paul Gibson | 2 | 113 |
| Jack Mendy | 2 | 104 |
| David Adams | 2 | 190 |
| Dave Oxley | 2 | 105 |
| Simon Andrews | 2 | 143 |
| David Bannister | 2 | 120 |
| Tyler Armiger | 2 | 141 |
| David Hewes | 1 | 116 |
| Steve Exton | 1 | 152 |
| Sam Martin | 1 | 106 |
| Josh Tollerfield | 1 | 108 |
| Ian Robertson | 1 | 133 |
| Sam Hennell | 1 | 109 |
| Greg Fitzpatrick | 1 | 130 |
| Brian Bate | 1 | 168 |
| Elliott Ketteringham | 1 | 115 |
| Stuart Thompson | 1 | 100 |
| Mike Ribaudó | 1 | 103 |
| Mark Townsend | 1 | 100 |
| Matt Yates | 1 | 112 |
| Paul Winkworth | 1 | 118 |
| Chris Bollom | 1 | 122 |

Fifty Makers

| Name | Fifties | Name | Fifties |
|----------------------|----------------|-------------------|----------------|
| Peter Jupp | 115 | Adrian Heath | 3 |
| Tim Coombes | 109 | Simon Dale | 2 |
| Andy Coombes | 63 | Sam Hennell | 2 |
| Dave Oxley | 50 | Simon Ryan | 2 |
| Matt Reavey | 45 | Andy Rodbourne | 2 |
| Dave Harrison | 43 | John Welch | 2 |
| David Lander | 41 | Steve Pratt | 2 |
| David Bannister | 28 | George Russell | 2 |
| Brian Bate | 21 | Richard Cawley | 2 |
| Peter Rigelsford | 20 | S Morrison | 2 |
| Nick Collison | 18 | Stuart Thompson | 2 |
| Matthew Bannister | 17 | Iain McGowan | 1 |
| Chris Herriott | 17 | J Smith | 1 |
| John Matthews | 17 | Simon Briggs | 1 |
| Huw James | 16 | James Oakden | 1 |
| Tyler Armiger | 15 | Ben Howard | 1 |
| David Jones | 15 | Paul Munday | 1 |
| Chris Fletcher | 14 | Mike Ribaudo | 1 |
| Chris Russell | 14 | Paul Winkworth | 1 |
| Steve Exton | 13 | Simon Fox | 1 |
| Jack Mendy | 11 | Andrew Biffa | 1 |
| Sam Martin | 10 | Daryl Chiles | 1 |
| David Adams | 9 | Peter Lofty | 1 |
| Mark Gloyens | 8 | Ryan Mackie | 1 |
| Mark Lander | 8 | Dean Munday | 1 |
| David Cranfield | 7 | G Cummings | 1 |
| Chris Loftus | 7 | Greg Fitzpatrick | 1 |
| Toby Howick | 7 | Will Smith | 1 |
| Josh Tollerfield | 7 | M Fitzpatrick | 1 |
| Ian Boccock | 6 | G Hallett | 1 |
| Nick Loftus | 6 | John Fotheringham | 1 |
| David Boccock | 6 | Alan Turner | 1 |
| Elliott Ketteringham | 6 | Clive Greenstreet | 1 |
| James Sempill | 5 | David Hewes | 1 |
| Simon Andrews | 5 | John Hennessy | 1 |
| Chris Bollom | 5 | Ross McSorley | 1 |
| Callum Sempill | 4 | Phil Hewlett | 1 |
| Paul Gibson | 4 | R Heime | 1 |
| Simon Hennell | 4 | Neil Buchanan | 1 |
| Oliver Andrews | 4 | David Bonnett | 1 |
| Ian Jones | 4 | Mark Townsend | 1 |
| George Culbert | 3 | William Spry | 1 |
| R Westlake | 3 | | |
| Tim Bonnett | 3 | | |
| Rob Sutherland | 3 | | |
| Rudi Walcott | 3 | | |

Top Bowling Performances

9 Wickets in an Innings

| | |
|--------------|------|
| J Wilkins | 9-4 |
| Dave Oxley | 9-13 |
| Dave Bonnett | 9-14 |
| Tim Coombes | 9-16 |
| Alan Turner | 9-34 |

8 Wickets in an Innings

| | |
|-------------------|------|
| M Vyver | 8-5 |
| J Bartholomew | 8-9 |
| Dave Oxley | 8-11 |
| John Fotheringham | 8-18 |
| Toby Howick | 8-22 |
| M Vyver | 8-23 |
| Paul Goodchild | 8-29 |
| J Matthews | 8-32 |
| Dave Oxley | 8-38 |
| John Fotheringham | 8-44 |
| David Lander | 8-63 |

7 Wickets in an Innings

| |
|--------------------------|
| Toby Howick - 7-9 |
| G Wilkins - 7-9 |
| G Wilkins - 7-11 |
| G Wilkins - 7-12 |
| Toby Howick - 7-13 |
| John Fotheringham - 7-13 |
| Dave Bonnett - 7-14 |
| R Miles - 7-14 |
| Chris Herriott - 7-17 |
| David Lander - 7-18 |
| Dave Oxley - 7-18 |
| R Oxley - 7-18 |
| Rudi Walcott - 7-18 |
| R Miles - 7-21 |
| Tim Bonnett - 7-22 |
| Dave Jones - 7-25 |
| A Slade - 7-25 |
| Robert Fryer - 7-25 |
| J Wilkins - 7-26 |
| Andy Coombes - 7-27 |

| |
|----------------------|
| W Leonard - 7-29 |
| Dave Bonnett - 7-29 |
| Dave Bonnett - 7-29 |
| Tim Coombes - 7-30 |
| Chris Wildey - 7-31 |
| D Brackley 7-31 |
| R Batchelor - 7-33 |
| Robert Fryer - 7-34 |
| Robert Fryer - 7-34 |
| Reece Raven - 7-34 |
| R Green - 7-35 |
| Rudi Walcott - 7-39 |
| N Charrington - 7-43 |
| Cliff Culbert - 7-45 |
| Dave Bonnett - 7-52 |
| Tim Coombes - 7-58 |
| Cliff Culbert - 7-82 |
| Tim Coombes - 7-84 |

6 Wickets in an Innings

- 12 Dave Oxley
- 8 Tim Coombes
- 7 Rudi Walcott, Robert Fryer
- 6 J Wilkins
- 5 M Vyver, John Rigelsford, Chris Wildey
- 4 A Slade, Dave Bonnett, W Leonard, Toby Howick, Paul Goodchild
- 3 G Wilkins, D Brackley, N Charrington
- 2 David Lander, A Turner, R Oxley, Jack Mendy, Nick Loftus
- 1 John Fotheringham, S Woods, R Bartlett, R Miles, D Palmer, B Oxley, C liff Culbert, Dave Jones, Matt Reavey, James Oakden, Ian Robertson, Neil Buchanan, Simon Andrews, Chris Fletcher, Simon Hennell, Tyler Armiger, T Glewis, Chris Herriott

Career Batting

| Player | Runs | Innings | NO | Average | Strike Rate | 6's | 4's | Top Score |
|----------------------|-------|---------|-----|---------|-------------|-----|-----|-----------|
| Adam Goodchild | 157 | 87 | 36 | 3.08 | - | 0 | 0 | 16 |
| Adam Tattan | 262 | 53 | 12 | 6.39 | 56.87 | 3 | 20 | 43 |
| Adrian Heath | 1297 | 101 | 10 | 14.25 | - | 0 | 0 | 90 |
| Ady White | 9 | 4 | 1 | 3.00 | 42.86 | 0 | 1 | 6 |
| Alan Turner | 1122 | 95 | 17 | 14.38 | - | 0 | 0 | 90 |
| Alistair Cossins | 34 | 3 | 0 | 11.33 | 30.43 | 0 | 4 | 27 |
| Andy Coombes | 9922 | 413 | 67 | 28.68 | 0.00 | 0 | 2 | 129 |
| Archie White | 62 | 12 | 2 | 6.20 | 39.58 | 0 | 4 | 15 |
| Asif Teja | 20 | 6 | 0 | 3.33 | 42.86 | 0 | 0 | 6 |
| Ben Cross | 122 | 27 | 9 | 6.78 | 49.19 | 0 | 14 | 35 |
| Ben Hobbs | 12 | 2 | 0 | 6.00 | 0.00 | 1 | 1 | 12 |
| Ben Marlow | 0 | 1 | 0 | 0.00 | 0.00 | 0 | 0 | 0 |
| Brian Bate | 5926 | 281 | 47 | 25.32 | - | 0 | 0 | 168 |
| Callum Sempill | 976 | 73 | 22 | 19.14 | 98.95 | 11 | 85 | 79 |
| Cameron Thompson | 21 | 3 | 0 | 7.00 | 100.00 | 0 | 1 | 9 |
| Charlie Sutton | 5 | 1 | 0 | 5.00 | 71.43 | 0 | 0 | 5 |
| Charlie Tollerfield | 23 | 5 | 1 | 5.75 | 0.00 | 0 | 2 | 18 |
| Chris Fletcher | 4114 | 146 | 20 | 32.65 | 75.68 | 1 | 3 | 230 |
| Chris Herriott | 4383 | 219 | 43 | 24.90 | 138.71 | 3 | 5 | 107 |
| Chris Loftus | 2463 | 176 | 16 | 15.39 | 66.67 | 0 | 28 | 66 |
| Chris Lovewell | 376 | 31 | 7 | 15.67 | 93.73 | 1 | 39 | 89 |
| Chris Russell | 2952 | 73 | 11 | 47.61 | 106.45 | 82 | 387 | 155 |
| Chris Wildey | 270 | 57 | 26 | 8.71 | 25.00 | 0 | 0 | 39 |
| Christian Sutton | 11 | 3 | 0 | 3.67 | 15.15 | 0 | 1 | 6 |
| Cliff Culbert | 1750 | 288 | 102 | 9.41 | - | 0 | 0 | 42 |
| Clive Greenstreet | 605 | 46 | 13 | 18.33 | - | 0 | 0 | 62 |
| Colin Parry | 699 | 144 | 31 | 6.19 | - | 0 | 0 | 23 |
| Craig Wildman | 160 | 26 | 3 | 6.96 | 55.39 | 0 | 10 | 19 |
| D Anderson | 183 | 27 | 7 | 9.15 | - | 0 | 0 | 28 |
| Damien Ribaudou | 317 | 34 | 14 | 15.85 | - | 0 | 0 | 41 |
| Daryl Chiles | 525 | 52 | 5 | 11.17 | - | 0 | 0 | 54 |
| Dave Boyd | 450 | 50 | 2 | 9.38 | - | 0 | 0 | 47 |
| Dave Harrison | 6592 | 170 | 31 | 47.42 | 55.96 | 0 | 11 | 160 |
| Dave Oxley | 11680 | 598 | 80 | 22.55 | - | 0 | 0 | 105 |
| David Adams | 1965 | 59 | 12 | 41.81 | 103.85 | 44 | 216 | 190 |
| David Bannister | 4397 | 163 | 12 | 29.12 | - | 0 | 0 | 120 |
| David Boccock | 1561 | 83 | 11 | 21.68 | - | 0 | 0 | 85 |
| David Bonnett | 1493 | 219 | 40 | 8.34 | - | 0 | 0 | 49 |
| David Cranfield | 758 | 16 | 3 | 58.31 | 175.87 | 42 | 87 | 97 |
| David Hewes | 318 | 10 | 2 | 39.75 | 75.08 | 0 | 47 | 116 |
| David Jones | 3240 | 66 | 11 | 58.91 | 127.60 | 103 | 448 | 175 |
| David Lander | 12144 | 821 | 107 | 17.01 | 37.68 | 0 | 17 | 117 |
| David Lowe | 156 | 45 | 9 | 4.33 | - | 0 | 0 | 20 |
| Dean Munday | 256 | 22 | 6 | 16.00 | - | 0 | 0 | 61 |
| Duncan McLean | 327 | 91 | 18 | 4.48 | - | 0 | 0 | 15 |
| Elliott Ketteringham | 1339 | 72 | 10 | 21.60 | - | 0 | 0 | 115 |

Career Batting

| Player | Runs | Innings | Not Out | Average | Strike Rate | 6's | 4's | Top Score |
|-------------------|------|---------|---------|---------|-------------|-----|-----|-----------|
| Faris Rana | 5 | 1 | 0 | 5.00 | 33.33 | 0 | 1 | 5 |
| G Cummings | 310 | 21 | 6 | 20.67 | - | 0 | 0 | 51 |
| G Hallett | 347 | 25 | 6 | 18.26 | - | 0 | 0 | 51 |
| George Culbert | 572 | 42 | 6 | 15.89 | - | 0 | 0 | 62 |
| George Michell | 81 | 26 | 6 | 4.05 | 59.18 | 0 | 3 | 25 |
| Graham Buchanan | 184 | 23 | 10 | 14.15 | - | 0 | 0 | 39 |
| Grant Henry | 421 | 54 | 11 | 9.79 | 102.19 | 7 | 16 | 43 |
| Harry Leitch | 191 | 18 | 1 | 11.24 | 78.38 | 1 | 5 | 39 |
| Huw James | 3969 | 234 | 25 | 18.99 | - | 0 | 0 | 94 |
| Iain McGowan | 640 | 37 | 2 | 18.29 | - | 0 | 0 | 92 |
| Ian Boccock | 810 | 52 | 4 | 16.88 | - | 0 | 0 | 62 |
| Ian Drummond | 170 | 44 | 8 | 4.72 | 38.83 | 1 | 17 | 33 |
| Ian Jones | 1654 | 127 | 6 | 13.67 | - | 0 | 0 | 57 |
| Ian Robertson | 969 | 61 | 15 | 21.07 | - | 0 | 0 | 133 |
| Ilya Joel-Pitcher | 52 | 4 | 1 | 17.33 | 62.50 | 0 | 5 | 32 |
| Jack Mendy | 3197 | 181 | 36 | 22.05 | 131.31 | 31 | 144 | 104 |
| Jack Slade | 37 | 25 | 10 | 2.47 | - | 0 | 0 | 9 |
| James Oakden | 421 | 29 | 8 | 20.05 | - | 0 | 0 | 54 |
| James Sempill | 1409 | 99 | 5 | 14.99 | 60.05 | 0 | 90 | 89 |
| Jamie Fryer | 124 | 36 | 13 | 5.39 | 42.37 | 0 | 18 | 15 |
| Jamie Hazeldine | 146 | 15 | 3 | 12.17 | 71.90 | 1 | 19 | 28 |
| Jamie Hazledene | 184 | 36 | 5 | 5.94 | - | 0 | 0 | 27 |
| Jeremy Knox | 27 | 1 | 0 | 27.00 | 150.00 | 2 | 2 | 27 |
| Jim Buchanan | 304 | 47 | 7 | 7.60 | - | 0 | 0 | 35 |
| Jim Ford | 2 | 1 | 0 | 2.00 | - | 0 | 0 | 2 |
| John Fotheringham | 1280 | 138 | 30 | 11.85 | - | 0 | 0 | 50 |
| John Hennessy | 521 | 51 | 9 | 12.40 | - | 0 | 0 | 58 |
| John Matthews | 2682 | 95 | 21 | 36.24 | - | 0 | 0 | 96 |
| John Rigelsford | 1922 | 167 | 34 | 14.45 | - | 0 | 0 | 76 |
| John Welch | 1168 | 127 | 32 | 12.29 | - | 0 | 0 | 56 |
| Jonny Barnett | 5 | 4 | 2 | 2.50 | 16.13 | 0 | 0 | 5 |
| Josh Culbert | 201 | 31 | 6 | 8.04 | - | 0 | 0 | 21 |
| Josh Tollerfield | 1101 | 40 | 7 | 33.36 | 158.59 | 23 | 165 | 108 |
| Ken Pegden | 358 | 55 | 11 | 8.14 | - | 0 | 0 | 36 |
| Ken Shergill | 1 | 2 | 0 | 0.50 | 3.33 | 0 | 0 | 1 |
| M Fitzpatrick | 804 | 42 | 4 | 21.16 | - | 0 | 0 | 87 |
| Malcolm Bate | 509 | 62 | 19 | 11.84 | - | 0 | 0 | 31 |
| Mark Gloyens | 2261 | 205 | 24 | 12.49 | 61.74 | 1 | 18 | 64 |
| Mark Lander | 1226 | 79 | 13 | 18.58 | 59.68 | 3 | 21 | 91 |
| Mark Townsend | 377 | 28 | 9 | 19.84 | - | 0 | 0 | 100 |
| Matt Hewlett | 75 | 13 | 3 | 7.50 | 50.45 | 0 | 8 | 15 |
| Matt Reavey | 8832 | 435 | 55 | 23.24 | 60.31 | 2 | 27 | 106 |
| Matt Yates | 528 | 35 | 6 | 18.21 | 79.83 | 8 | 74 | 112 |
| Matthew Bannister | 3397 | 162 | 35 | 26.75 | - | 0 | 0 | 133 |
| Michael Ward | 244 | 75 | 29 | 5.30 | - | 0 | 0 | 18 |
| Mike Ribaldo | 502 | 32 | 7 | 20.08 | - | 0 | 0 | 103 |

Career Batting

| Player | Runs | Innings | Not Out | Average | Strike Rate | 6's | 4's | Top Score |
|-------------------|-------|---------|---------|---------|-------------|-----|-----|-----------|
| Neil Buchanan | 629 | 41 | 4 | 17.00 | - | 0 | 0 | 65 |
| Neil Dover | 201 | 23 | 1 | 9.14 | - | 0 | 0 | 40 |
| Nick Collison | 3337 | 136 | 15 | 27.58 | - | 0 | 0 | 152 |
| Nick Loftus | 2263 | 195 | 44 | 14.99 | 68.85 | 0 | 62 | 93 |
| Nick Richardson | 175 | 28 | 4 | 7.29 | 61.42 | 0 | 27 | 41 |
| Oliver Andrews | 1183 | 53 | 21 | 36.97 | 84.16 | 16 | 77 | 107 |
| Parag Wartak | 195 | 30 | 10 | 9.75 | 39.39 | 0 | 9 | 34 |
| Paul Gibson | 978 | 32 | 3 | 33.72 | - | 0 | 0 | 113 |
| Paul Goodchild | 352 | 239 | 125 | 3.09 | 29.79 | 0 | 8 | 16 |
| Paul Hayford | 26 | 20 | 0 | 1.30 | - | 0 | 0 | 9 |
| Paul Hewlett | 1 | 1 | 0 | 1.00 | - | 0 | 0 | 1 |
| Paul Winkworth | 755 | 33 | 4 | 26.03 | - | 0 | 0 | 118 |
| Peter Jupp | 16871 | 464 | 75 | 43.37 | 99.09 | 28 | 295 | 163 |
| Peter Lofty | 829 | 125 | 24 | 8.21 | - | 0 | 0 | 56 |
| Peter Rigelsford | 3725 | 141 | 18 | 30.28 | - | 0 | 0 | 111 |
| Peterjon Williams | 184 | 22 | 4 | 10.22 | 65.34 | 1 | 18 | 28 |
| Phil Cross | 42 | 3 | 0 | 14.00 | 51.22 | 0 | 8 | 25 |
| Phil Hewlett | 121 | 6 | 1 | 24.20 | 65.38 | 0 | 21 | 70 |
| R Heime | 317 | 24 | 2 | 14.41 | - | 0 | 0 | 62 |
| Reece Raven | 684 | 54 | 9 | 15.20 | - | 0 | 0 | 47 |
| Richard Carpenter | 113 | 21 | 4 | 6.65 | - | 0 | 0 | 24 |
| Richard Cawley | 505 | 33 | 3 | 16.83 | - | 0 | 0 | 56 |
| Richard O'Hagan | 193 | 26 | 8 | 10.72 | 90.71 | 3 | 20 | 30 |
| Richard Spooner | 686 | 134 | 15 | 5.76 | 33.83 | 1 | 34 | 36 |
| Rob Sutherland | 2494 | 272 | 14 | 9.67 | 56.81 | 2 | 89 | 62 |
| Robert Fryer | 1268 | 168 | 73 | 13.35 | 75.79 | 1 | 9 | 45 |
| Ronnie Langston | 1616 | 330 | 58 | 5.94 | - | 0 | 0 | 33 |
| Ross McSorley | 266 | 24 | 8 | 16.63 | - | 0 | 0 | 64 |
| Rudi Walcott | 1605 | 255 | 106 | 10.77 | - | 0 | 0 | 82 |
| Ryan Greenstreet | 29 | 13 | 6 | 4.14 | - | 0 | 0 | 14 |
| S Morrison | 437 | 33 | 3 | 14.57 | - | 0 | 0 | 77 |
| Sam Hennell | 360 | 11 | 2 | 40.00 | 122.69 | 5 | 57 | 109 |
| Sam Martin | 1705 | 74 | 10 | 26.64 | 72.94 | 19 | 224 | 106 |
| Simon Briggs | 393 | 56 | 6 | 7.86 | 42.37 | 0 | 2 | 68 |
| Simon Dale | 429 | 45 | 11 | 12.62 | - | 0 | 0 | 91 |
| Simon Fox | 351 | 15 | 1 | 25.07 | 69.92 | 2 | 52 | 71 |
| Simon Hennell | 1164 | 66 | 20 | 25.30 | 61.25 | 0 | 30 | 74 |
| Simon Ryan | 666 | 38 | 2 | 18.50 | - | 0 | 0 | 72 |
| Simon Strutt | 17 | 3 | 1 | 8.50 | 70.83 | 0 | 2 | 14 |
| Steve Exton | 2811 | 134 | 23 | 25.32 | 88.68 | 33 | 135 | 152 |
| Steve Leybourne | 0 | 2 | 1 | 0.00 | 0.00 | 0 | 0 | 0 |
| Steve Pratt | 1159 | 112 | 15 | 11.95 | - | 0 | 0 | 56 |
| Steve Smith | 1334 | 180 | 15 | 8.08 | 31.16 | 1 | 88 | 49 |
| Stuart Thompson | 1211 | 83 | 10 | 16.59 | 0.00 | 0 | 3 | 100 |
| Thiya Yashoman | 34 | 7 | 1 | 5.67 | 44.64 | 0 | 5 | 12 |
| Tim Bonnett | 1084 | 83 | 16 | 16.18 | - | 0 | 0 | 93 |

| | | | | | | | | |
|----------------|-------|-----|----|-------|-------|----|-----|-----|
| Tim Coombes | 17343 | 414 | 77 | 51.46 | 75.00 | 0 | 11 | 206 |
| Toby Howick | 2820 | 238 | 57 | 15.58 | - | 0 | 0 | 78 |
| Tony Smart | 248 | 30 | 3 | 9.19 | - | 0 | 0 | 34 |
| Tyler Armiger | 2919 | 166 | 31 | 21.62 | 99.47 | 66 | 249 | 141 |
| Vince Ferrigno | 887 | 52 | 4 | 18.48 | - | 0 | 0 | 67 |
| Will Clarke | 66 | 16 | 4 | 5.50 | 37.65 | 0 | 6 | 23 |
| Will Smith | 368 | 22 | 1 | 17.52 | 61.15 | 3 | 43 | 57 |
| William Spry | 316 | 39 | 9 | 10.53 | 64.06 | 0 | 7 | 71 |
| | | | | - | - | | | |

Career Bowling

| NAME | OVERS | MAIDENS | RUNS | WICKETS | ECONOMY RATE | STRIKE RATE | AVERAGE |
|----------------------|--------|---------|-------|---------|--------------|-------------|---------|
| Adam Tattan | 244 | 23 | 1450 | 42 | 5.94 | 34.86 | 34.52 |
| Adrian Heath | 81 | 11 | 425 | 19 | 5.25 | 25.58 | 22.37 |
| Alan Turner | 1209 | 182 | 3461 | 196 | 2.86 | 37.01 | 17.66 |
| Andrew Beane | 237 | 27 | 1092 | 44 | 4.61 | 32.32 | 24.82 |
| Andrew Crofts | 62 | 2 | 456 | 10 | 7.35 | 37.20 | 45.60 |
| Andy Coombes | 1762 | 478 | 7738 | 522 | 4.39 | 20.25 | 14.82 |
| Archie White | 76.3 | 3 | 559 | 18 | 7.33 | 25.50 | 31.06 |
| Asif Teja | 19 | 0 | 103 | 2 | 5.42 | 57.00 | 51.50 |
| Baz Chapman | 124 | 14 | 574 | 14 | 4.63 | 53.14 | 41.00 |
| Ben Cross | 187 | 17 | 1146 | 33 | 6.13 | 34.00 | 34.73 |
| Ben Hobbs | 14 | 1 | 53 | 2 | 3.79 | 42.00 | 26.50 |
| Callum Sempill | 468.3 | 39 | 2483 | 82 | 5.30 | 34.28 | 30.28 |
| Cameron Thompson | 4.4 | 0 | 43 | 0 | 9.77 | | |
| Charlie Tollerfield | 12.3 | 0 | 94 | 5 | 7.64 | 15.00 | 18.80 |
| Chris Fletcher | 886 | 116 | 3720 | 165 | 4.20 | 32.22 | 22.55 |
| Chris Herriott | 1822 | 294 | 5728 | 344 | 3.14 | 31.78 | 16.65 |
| Chris Loftus | 142 | 14 | 772 | 24 | 5.44 | 35.50 | 32.17 |
| Chris Lovewell | 196.1 | 10 | 1084 | 35 | 5.53 | 33.63 | 30.97 |
| Chris Russell | 286.4 | 34 | 1344 | 59 | 4.69 | 29.15 | 22.78 |
| Chris Wildey | 711 | 64 | 3135 | 130 | 4.41 | 32.82 | 24.12 |
| Christian Sutton | 4 | 0 | 36 | 0 | 9.00 | | |
| Cliff Culbert | 2173 | 259 | 9116 | 447 | 4.20 | 29.17 | 20.39 |
| Colin Parry | 97 | 10 | 443 | 21 | 4.57 | 27.71 | 21.10 |
| D Anderson | 161 | 27 | 715 | 23 | 4.44 | 42.00 | 31.09 |
| Damian Ribaldo | 449 | 65 | 1704 | 72 | 3.80 | 37.42 | 23.67 |
| Daryl Chiles | 216 | 16 | 1112 | 39 | 5.15 | 33.23 | 28.51 |
| Dave Bonnett | 3311 | 727 | 9230 | 666 | 2.79 | 29.83 | 13.86 |
| Dave Harrison | 9 | 0 | 66 | 3 | 7.33 | 18.00 | 22.00 |
| Dave Oxley | 4038 | 578 | 12029 | 1050 | 2.98 | 23.07 | 11.46 |
| David Adams | 398 | 66 | 1553 | 86 | 3.90 | 27.77 | 18.06 |
| David Boccock | 595 | 93 | 2191 | 116 | 3.68 | 30.78 | 18.89 |
| David Cranfield | 71.1 | 7 | 401 | 24 | 5.64 | 17.79 | 16.71 |
| David Jones | 323.2 | 38 | 1643 | 78 | 5.08 | 24.87 | 21.06 |
| David Lander | 2702 | 702 | 10172 | 547 | 3.76 | 29.64 | 18.60 |
| Elliott Ketteringham | 138 | 8 | 646 | 35 | 4.68 | 23.66 | 18.46 |
| Faris Rana | 6 | 1 | 24 | 0 | 4.00 | | |
| George Culbert | 54 | 3 | 245 | 7 | 4.54 | 46.29 | 35.00 |
| George Michell | 134 | 15 | 715 | 21 | 5.34 | 38.29 | 34.05 |
| Graham Buchanan | 345 | 62 | 1175 | 67 | 3.41 | 30.90 | 17.54 |
| Grant Henry | 351 | 31 | 1871 | 58 | 5.33 | 36.31 | 32.26 |
| Harry Leitch | 98.5 | 12 | 541 | 26 | 5.49 | 22.81 | 20.81 |
| Ian Robertson | 370 | 85 | 1500 | 52 | 4.05 | 42.69 | 28.85 |
| Ilya Joel-Pitcher | 47.4 | 7 | 268 | 16 | 5.65 | 17.88 | 16.75 |
| J Smith | 133 | 38 | 402 | 31 | 3.02 | 25.74 | 12.97 |
| Jack Mendy | 1383.3 | 220 | 5978 | 295 | 4.32 | 28.14 | 20.26 |

Career Bowling

| NAME | OVERS | MAIDENS | RUNS | WICKETS | ECONOMY RATE | STRIKE RATE | AVERAGE |
|-------------------|--------|---------|-------|---------|--------------|-------------|---------|
| Jack Slade | 183 | 7 | 1029 | 33 | 5.62 | 33.27 | 31.18 |
| James Oakden | 158 | 26 | 606 | 41 | 3.84 | 23.12 | 14.78 |
| James Sempill | 263 | 17 | 1817 | 52 | 6.91 | 30.35 | 34.94 |
| Jamie Fryer | 306.5 | 12 | 1762 | 58 | 5.75 | 31.74 | 30.38 |
| Jamie Hazeldine | 54 | 1 | 391 | 10 | 7.24 | 32.40 | 39.10 |
| Jeremy Knox | 6 | 1 | 16 | 2 | 2.67 | 18.00 | 8.00 |
| Jim Ford | 4 | 0 | 29 | 0 | 7.25 | | |
| John Fotheringham | 1866 | 301 | 6535 | 315 | 3.50 | 35.54 | 20.75 |
| John Hennessy | 346 | 51 | 1390 | 57 | 4.02 | 36.42 | 24.39 |
| John Matthews | 145 | 29 | 587 | 31 | 4.05 | 28.06 | 18.94 |
| John Rigelsford | 1608 | 339 | 5355 | 319 | 3.33 | 30.24 | 16.79 |
| John Welch | 388 | 42 | 1675 | 85 | 4.32 | 27.39 | 19.71 |
| Jonny Barnett | 11 | 0 | 83 | 2 | 7.55 | 33.00 | 41.50 |
| Josh Culbert | 160 | 13 | 892 | 22 | 5.58 | 43.64 | 40.55 |
| Josh Tollerfield | 130.2 | 17 | 700 | 31 | 5.38 | 25.23 | 22.58 |
| Kiran Shanmugam | 66 | 4 | 407 | 9 | 6.17 | 44.00 | 45.22 |
| M Jordan | 71 | 5 | 426 | 15 | 6.00 | 28.40 | 28.40 |
| Malcolm Bate | 635 | 105 | 2232 | 89 | 3.51 | 42.81 | 25.08 |
| Mark Lander | 184 | 10 | 1020 | 29 | 5.54 | 38.07 | 35.17 |
| Mark Townsend | 252 | 50 | 747 | 42 | 2.96 | 36.00 | 17.79 |
| Matt Bannister | 843 | 62 | 4697 | 186 | 5.57 | 27.19 | 25.25 |
| Matt Hewlett | 105.3 | 15 | 481 | 19 | 4.57 | 33.32 | 25.32 |
| Matt Reavey | 171 | 10 | 1138 | 37 | 6.65 | 27.73 | 30.76 |
| Matt Yates | 69.5 | 3 | 527 | 10 | 7.58 | 41.90 | 52.70 |
| Michael Davies | 58 | 4 | 262 | 7 | 4.52 | 49.71 | 37.43 |
| Michael Hyde | 135 | 28 | 505 | 20 | 3.74 | 40.50 | 25.25 |
| Michael Ward | 238 | 25 | 995 | 46 | 4.18 | 31.04 | 21.63 |
| Mike Ribaudó | 224 | 30 | 946 | 36 | 4.22 | 37.33 | 26.28 |
| Neil Buchanan | 150 | 17 | 693 | 31 | 4.62 | 29.03 | 22.35 |
| Nick Collison | 64 | 4 | 427 | 14 | 6.67 | 27.43 | 30.50 |
| Nick Loftus | 1842.5 | 208 | 7967 | 354 | 4.32 | 31.23 | 22.51 |
| Oliver Andrews | 340 | 50 | 1453 | 77 | 4.27 | 26.49 | 18.87 |
| Parag Wartak | 290.2 | 36 | 1392 | 41 | 4.80 | 42.49 | 33.95 |
| Paul Goodchild | 3341.1 | 466 | 14634 | 670 | 4.38 | 29.92 | 21.84 |
| Peter Jupp | 218.4 | 14 | 1171 | 43 | 5.36 | 30.51 | 27.23 |
| Peter Lofty | 378 | 25 | 2138 | 87 | 5.66 | 26.07 | 24.57 |
| Peter Rigelsford | 310 | 52 | 1218 | 71 | 3.93 | 26.20 | 17.15 |
| Phil Cross | 5 | 0 | 28 | 0 | 5.60 | | |
| Reece Raven | 558 | 76 | 2116 | 105 | 3.79 | 31.89 | 20.15 |
| Richard Cawley | 73 | 4 | 397 | 17 | 5.44 | 25.76 | 23.35 |
| Richard O'Hagan | 115.4 | 2 | 753 | 24 | 6.53 | 28.92 | 31.38 |
| Richard Spooner | 25 | 0 | 235 | 5 | 9.40 | 30.00 | 47.00 |
| Robert Fryer | 2965 | 656 | 9184 | 536 | 3.10 | 33.19 | 17.13 |
| Ronnie Langston | 268 | 27 | 914 | 69 | 3.41 | 23.30 | 13.25 |
| Ross McSorley | 183 | 18 | 963 | 37 | 5.26 | 29.68 | 26.03 |

Career Bowling

| NAME | OVERS | MAIDENS | RUNS | WICKETS | ECONOMY RATE | STRIKE RATE | AVERAGE |
|------------------|-------|---------|-------|---------|--------------|-------------|---------|
| Rudi Walcott | 4501 | 1054 | 12627 | 824 | 2.81 | 32.77 | 15.32 |
| Ryan Greenstreet | 57 | 2 | 341 | 10 | 5.98 | 34.20 | 34.10 |
| S Fernando | 54 | 5 | 291 | 9 | 5.39 | 36.00 | 32.33 |
| Sam Hennell | 6 | 0 | 56 | 0 | 9.33 | | |
| Simon Andrews | 123 | 22 | 334 | 24 | 2.72 | 30.75 | 13.92 |
| Simon Briggs | 61 | 2 | 476 | 20 | 7.80 | 18.30 | 23.80 |
| Simon Dale | 290 | 17 | 1546 | 49 | 5.33 | 35.51 | 31.55 |
| Simon Hennell | 612 | 87 | 2513 | 136 | 4.11 | 27.00 | 18.48 |
| Simon Strutt | 39 | 5 | 176 | 8 | 4.51 | 29.25 | 22.00 |
| Stephen Adams | 90 | 26 | 298 | 15 | 3.31 | 36.00 | 19.87 |
| Stephen Thompson | 56 | 5 | 262 | 4 | 4.68 | 84.00 | 65.50 |
| Steve Leybourne | 21 | 1 | 150 | 7 | 7.14 | 18.00 | 21.43 |
| Steve Pratt | 708 | 89 | 2937 | 138 | 4.15 | 30.78 | 21.28 |
| Steve Smith | 50.2 | 1 | 473 | 12 | 9.42 | 25.17 | 39.42 |
| Stuart Thompson | 266 | 22 | 1258 | 34 | 4.73 | 46.94 | 37.00 |
| Thiya Yashoman | 53.3 | 1 | 334 | 9 | 6.27 | 35.67 | 37.11 |
| Tim Bonnett | 427 | 53 | 1944 | 70 | 4.55 | 36.60 | 27.77 |
| Tim Coombes | 3001 | 502 | 8765 | 571 | 2.92 | 31.53 | 15.35 |
| Toby Howick | 2550 | 502 | 7917 | 436 | 3.10 | 35.09 | 18.16 |
| Tom Stables | 81 | 5 | 422 | 16 | 5.21 | 30.38 | 26.38 |
| Tyler Armiger | 864.4 | 91 | 4174 | 172 | 4.83 | 30.16 | 24.27 |
| Will Clarke | 148 | 5 | 893 | 33 | 6.03 | 26.91 | 27.06 |

Career Fielding

| Name | Catches | Stumpings | Run Outs | Name | Catches | Stumpings | Run Outs |
|---------------------|---------|-----------|----------|----------------------|---------|-----------|----------|
| Adam Byrne | 1 | 0 | 0 | David Hewes | 5 | 0 | 1 |
| Adam Goodchild | 23 | 0 | 0 | David Jones | 52 | 0 | 0 |
| Adam Tattan | 6 | 0 | 1 | David Lander | 307 | 0 | 0 |
| Adrian Heath | 73 | 0 | 0 | David Lowe | 13 | 0 | 0 |
| Alan Turner | 37 | 0 | 0 | Dean Munday | 7 | 0 | 0 |
| Alex Jackson-Wagner | 1 | 0 | 0 | Duncan McLean | 46 | 0 | 0 |
| Alistair Cossins | 1 | 0 | 0 | Elliott Ketteringham | 33 | 0 | 0 |
| Andrew Beane | 13 | 0 | 0 | G Cummings | 13 | 0 | 0 |
| Andrew Biffa | 1 | 0 | 0 | G Hallett | 9 | 0 | 0 |
| Andy Coombes | 196 | 0 | 0 | George Culbert | 17 | 0 | 0 |
| Andy Rodbourne | 4 | 0 | 0 | George Michell | 6 | 0 | 0 |
| Archie White | 8 | 0 | 0 | George Rankin | 2 | 0 | 0 |
| Asif Teja | 2 | 0 | 0 | George Russell | 4 | 1 | 0 |
| B Chapman | 12 | 0 | 0 | Graham Buchanan | 16 | 0 | 0 |
| Ben Cross | 3 | 0 | 1 | Grant Henry | 29 | 0 | 0 |
| Ben Marlow | 1 | 0 | 0 | Greg Fitzpatrick | 6 | 0 | 0 |
| Bob Randall | 2 | 0 | 0 | Harry Leitch | 16 | 0 | 0 |
| Brian Bate | 237 | 0 | 0 | Heath Thompson | 1 | 0 | 0 |
| Callum Sempill | 23 | 0 | 0 | Huw James | 158 | 0 | 0 |
| Charlie Sutton | 1 | 0 | 0 | Iain McGowan | 16 | 0 | 0 |
| Charlie Tollerfield | 1 | 0 | 0 | Ian Boccock | 14 | 0 | 0 |
| Chris Bollom | 7 | 0 | 0 | Ian Drummond | 3 | 0 | 0 |
| Chris Fletcher | 52 | 0 | 0 | Ian Jones | 15 | 0 | 0 |
| Chris Herriott | 72 | 0 | 0 | Ian Robertson | 32 | 0 | 0 |
| Chris Loftus | 48 | 0 | 0 | Ilya Joel-Pitcher | 4 | 0 | 0 |
| Chris Lovewell | 14 | 0 | 0 | J Hildreth | 4 | 0 | 0 |
| Chris Russell | 48 | 2 | 0 | J Smith | 4 | 0 | 0 |
| Chris Wildey | 27 | 0 | 0 | Jack Mendy | 88 | 0 | 2 |
| Christian Sutton | 1 | 0 | 0 | Jack Slade | 7 | 0 | 0 |
| Cliff Culbert | 94 | 0 | 0 | James Oakden | 10 | 0 | 0 |
| Clive Greenstreet | 39 | 0 | 0 | James Sempill | 42 | 2 | 2 |
| Colin Parry | 44 | 0 | 0 | Jamie Fryer | 10 | 0 | 0 |
| Craig Wildman | 7 | 0 | 0 | Jamie Hazeldine | 5 | 1 | 2 |
| D Anderson | 4 | 0 | 0 | Jamie Hazledene | 12 | 0 | 0 |
| D Williams | 2 | 0 | 0 | Jim Buchanan | 8 | 0 | 0 |
| Damien Ribaud | 18 | 0 | 0 | John Fotheringham | 66 | 0 | 0 |
| Daryl Chiles | 9 | 0 | 0 | John Hennessy | 15 | 0 | 0 |
| Dave Bateman | 1 | 0 | 0 | John Matthews | 38 | 0 | 0 |
| Dave Boyd | 9 | 0 | 0 | John Rigelsford | 52 | 0 | 0 |
| Dave Harrison | 111 | 4 | 0 | John Welch | 45 | 0 | 0 |
| Dave Oxley | 193 | 0 | 0 | Josh Culbert | 11 | 0 | 0 |
| David Adams | 23 | 0 | 2 | Josh Tollerfield | 25 | 0 | 3 |
| David Bannister | 66 | 0 | 0 | Ken Pegden | 32 | 0 | 0 |
| David Boccock | 31 | 0 | 0 | Ken Shergill | 1 | 0 | 0 |
| David Bonnett | 86 | 0 | 0 | Kiran Shanmugam | 8 | 0 | 1 |
| David Cranfield | 7 | 1 | 0 | M Austin | 1 | 0 | 0 |

Career Fielding

| Name | Catches | Stumpings | Run Outs | Name | Catches | Stumpings | Run Outs |
|-------------------|---------|-----------|----------|-------------------|---------|-----------|----------|
| M Fitzpatrick | 15 | 0 | 0 | Rob Sutherland | 69 | 0 | 1 |
| Malcolm Bate | 31 | 0 | 0 | Robert Fryer | 91 | 0 | 0 |
| Mark Gloyens | 111 | 0 | 1 | Robert Randall | 2 | 0 | 0 |
| Mark Knapton | 6 | 0 | 0 | Ronnie Langston | 71 | 0 | 0 |
| Mark Lander | 20 | 0 | 0 | Ross McSorley | 2 | 0 | 0 |
| Mark Townsend | 7 | 0 | 0 | Rudi Walcott | 65 | 0 | 0 |
| Matt Egan | 3 | 0 | 0 | Ryan Greenstreet | 1 | 0 | 0 |
| Matt Hewlett | 5 | 0 | 0 | Ryan Parrett | 2 | 0 | 0 |
| Matt Reavey | 192 | 0 | 1 | S Morrison | 11 | 0 | 0 |
| Matt Yates | 7 | 1 | 1 | Sam Hennell | 4 | 0 | 0 |
| Matthew Bannister | 101 | 0 | 0 | Sam Martin | 22 | 5 | 2 |
| Michael Davies | 4 | 0 | 0 | Sam Mattingley | 1 | 0 | 0 |
| Michael Hyde | 2 | 0 | 0 | Simon Andrews | 13 | 0 | 0 |
| Michael Sanford | 6 | 0 | 0 | Simon Briggs | 14 | 0 | 0 |
| Michael Ward | 36 | 0 | 0 | Simon Dale | 18 | 0 | 0 |
| Mike Ribauda | 11 | 0 | 0 | Simon Fox | 5 | 0 | 0 |
| Mohammed Ramzan | 1 | 0 | 0 | Simon Hennell | 28 | 0 | 1 |
| Neil Buchanan | 19 | 0 | 0 | Simon L'Esperance | 2 | 0 | 0 |
| Neil Dover | 5 | 0 | 0 | Simon Ryan | 20 | 0 | 0 |
| Nick Collison | 95 | 0 | 0 | Simon Strutt | 3 | 0 | 0 |
| Nick Haynes | 1 | 0 | 0 | Stephen Thompson | 12 | 0 | 0 |
| Nick Loftus | 91 | 0 | 2 | Steve Exton | 122 | 17 | 10 |
| Nick Richardson | 8 | 0 | 0 | Steve Pratt | 42 | 0 | 0 |
| Oliver Andrews | 15 | 0 | 1 | Steve Smith | 34 | 0 | 0 |
| Parag Wartak | 10 | 0 | 0 | Stuart Fafinski | 6 | 0 | 0 |
| Paul Gibson | 15 | 0 | 0 | Stuart Thompson | 26 | 0 | 0 |
| Paul Goodchild | 72 | 0 | 0 | T Andrews | 10 | 0 | 0 |
| Paul Hayford | 2 | 0 | 0 | Teddy Payne | 1 | 0 | 0 |
| Paul Munday | 4 | 0 | 0 | Thiya Yashoman | 3 | 0 | 0 |
| Paul Washington | 3 | 0 | 0 | Tim Bonnett | 23 | 0 | 0 |
| Paul Winkworth | 7 | 0 | 0 | Tim Coombes | 168 | 0 | 0 |
| Peter Folkard | 3 | 0 | 0 | Toby Howick | 114 | 0 | 0 |
| Peter Jupp | 217 | 0 | 0 | Tom Foxall | 1 | 0 | 0 |
| Peter Lofty | 39 | 0 | 0 | Tom Stables | 6 | 0 | 1 |
| Peter Rigelsford | 61 | 0 | 0 | Tony Smart | 7 | 0 | 0 |
| Peterjon Williams | 13 | 0 | 0 | Tyler Armiger | 85 | 1 | 2 |
| Phil Cross | 3 | 0 | 0 | Vince Ferrigno | 23 | 0 | 0 |
| Phil Hewlett | 4 | 0 | 0 | Walter Seymore | 5 | 0 | 0 |
| R Heime | 6 | 0 | 0 | Will Clarke | 6 | 0 | 0 |
| R Westlake | 4 | 0 | 0 | Will Smith | 13 | 0 | 1 |
| Reece Raven | 18 | 0 | 0 | William Spry | 18 | 0 | 1 |
| Richard Bate | 9 | 0 | 0 | | | | |
| Richard Carpenter | 7 | 0 | 0 | | | | |
| Richard Cawley | 12 | 0 | 0 | | | | |
| Richard O'Hagan | 4 | 1 | 2 | | | | |
| Richard Spooner | 26 | 0 | 0 | | | | |