

Penn Street Cricket Club

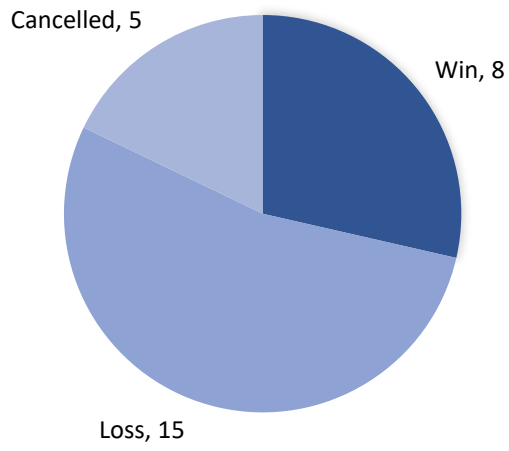
2020

Season

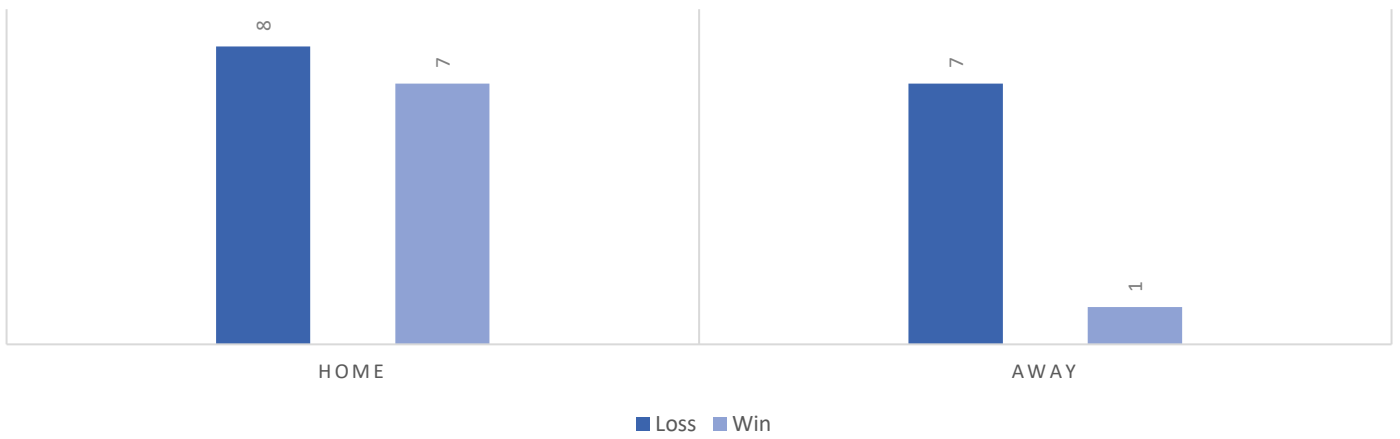


Season Stats

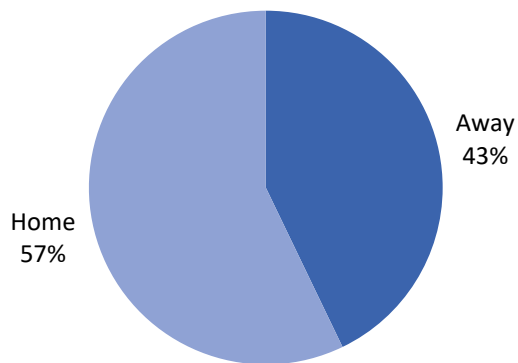
PSCC WINS AND LOSSES



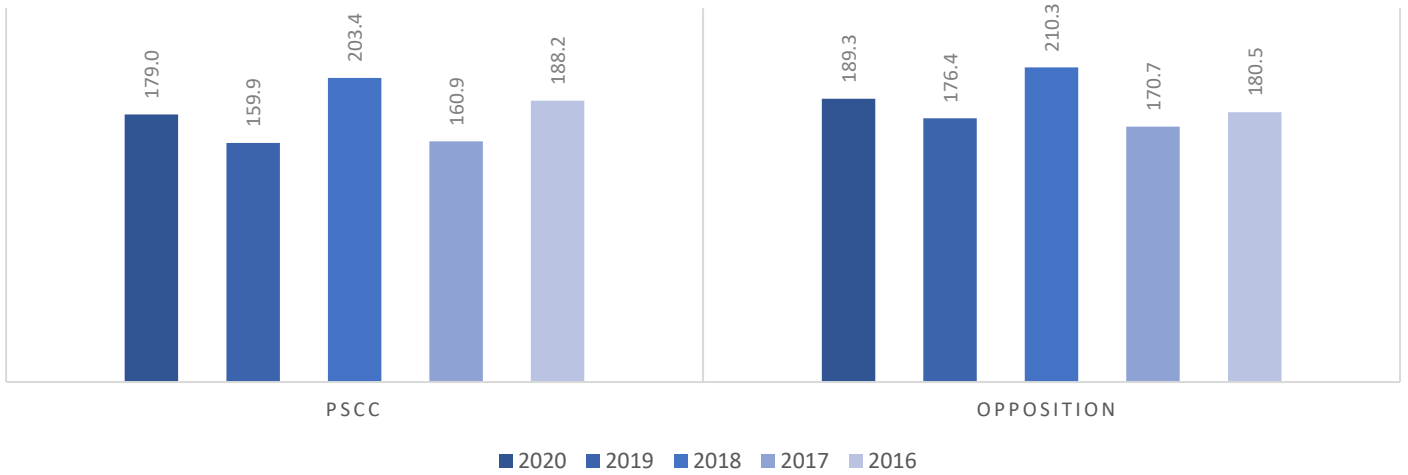
HOME/AWAY RESULTS



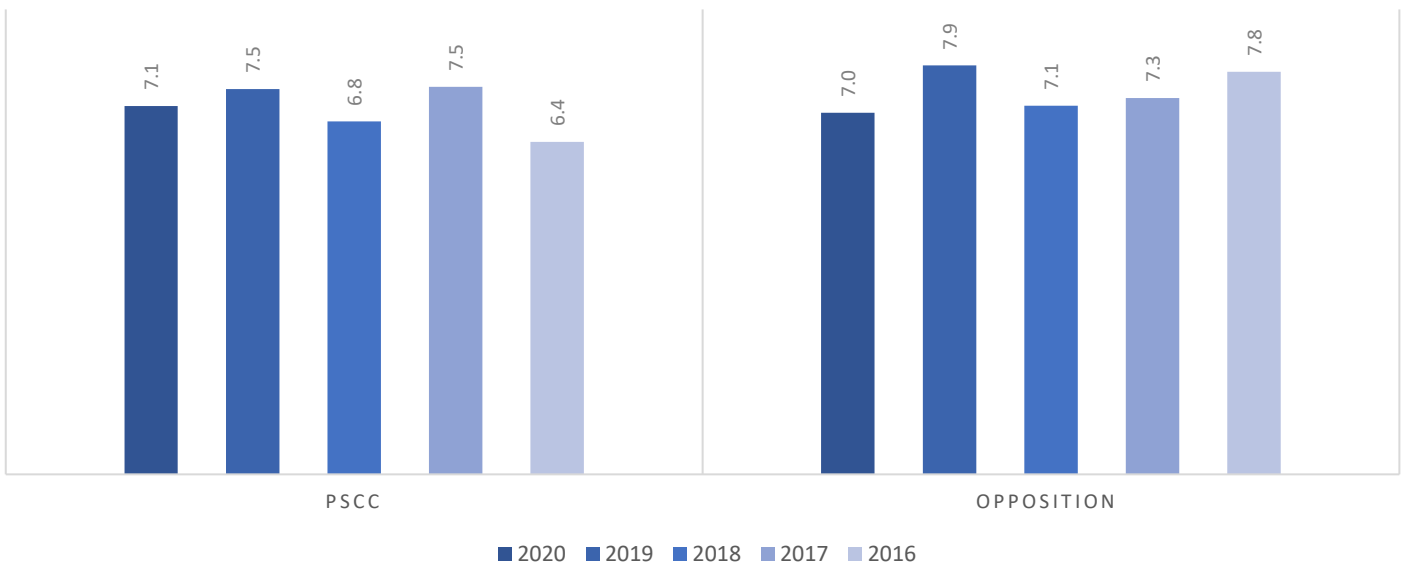
HOME VS AWAY MATCHES



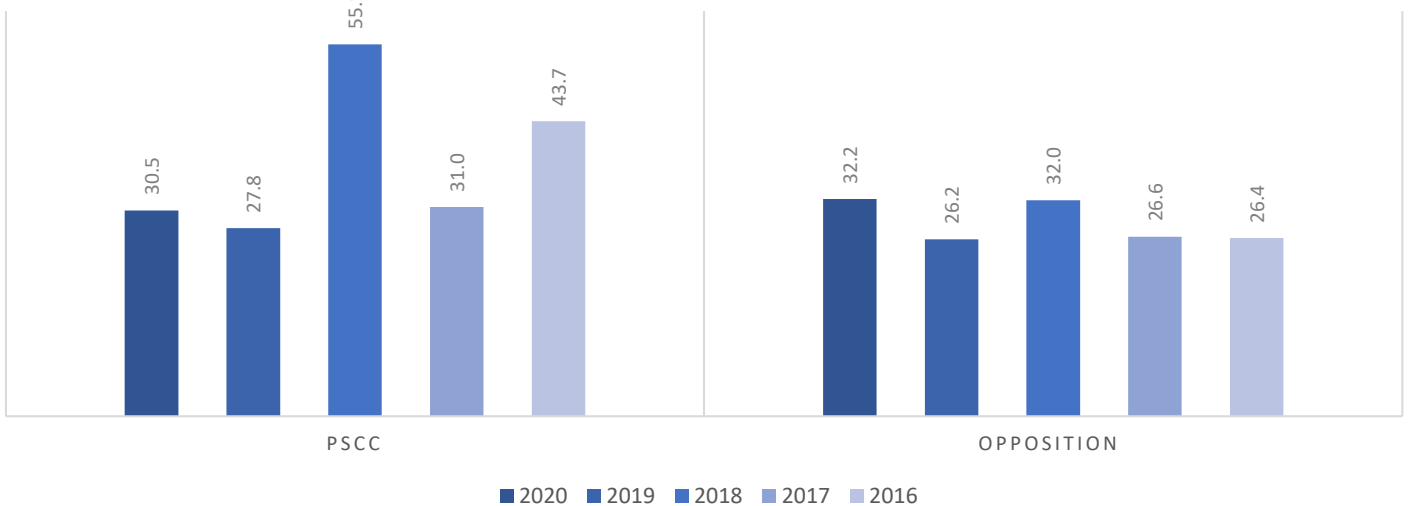
AVERAGE TOTAL



AVERAGE NUMBER OF WICKETS LOST



AVERAGE RUNS PER WICKET



Season Batting

Player	Runs	Innings	Not Out	Average	Strike Rate	6's	4's	Top Score
David Jones	317	5	2	105.67	119.62	7	43	103
Peter Jupp	419	7	2	83.80	93.53	11	46	114
Chris Russell	400	9	1	50.00	88.89	3	64	102
Alistair Cossins	144	5	1	36.00	115.20	5	23	101
Simon Fox	221	8	1	31.57	83.71	1	33	67
Sam Martin	208	10	3	29.71	85.25	0	29	54
David Adams	137	5	0	27.40	106.20	6	17	45
Phil Hewlett	118	5	0	23.60	72.84	1	18	56
Matt Reavey	140	6	0	23.33	61.14	1	18	58
Matt Hewlett	123	10	4	20.50	69.49	0	21	37
James Sempill	118	9	0	13.11	49.58	0	17	51
Nick Loftus	52	5	1	13.00	83.87	1	6	33
Jamie Fryer	63	6	1	12.60	77.78	0	14	29
Steve Smith	34	7	3	8.50	43.04	0	5	12
Archie White	20	5	2	6.67	43.48	0	3	10
Tom Martin	18	5	1	4.50	60.00	0	3	9
Rob Sutherland	19	6	0	3.17	50.00	0	3	9

Sixes Cup

Player	6's
Peter Jupp	11
David Jones	7
David Adams	6
Alistair Cossins	5
Chris Russell	3
Simon Fox	1
Nick Loftus	1
Josh Tollerfield	1
Phil Hewlett	1
Matt Reavey	1

Best Batting

Player	Score	Opposition
Peter Jupp	114	Emmbrook & Bearwood
David Hewes	107	Penn Street Village
Peter Jupp	105	TNT
David Jones	103	Belsize Village
Chris Russell	102	Croxley Guild
Alistair Cossins	101	Sonning
Chris Russell	100	Old Actonians

Also Batted

Player	Runs	Innings	Not Out	Average	Strike Rate	6's	4's	Top Score
David Hewes	183	3	0	61.00	75.31	0	24	107
Josh Tollerfield	109	3	0	36.33	132.93	1	18	58
Simon Hennell	82	4	0	20.50	60.29	0	9	34
Richard O'Hagan	57	4	2	28.50	86.36	0	12	24
David Lander	47	4	1	15.67	44.34	0	5	20
Richard Spooner	35	3	1	17.50	63.64	0	6	19
Jeremy Knox	31	3	0	10.33	129.17	1	5	19
Ben Cross	27	4	1	9.00	57.45	0	5	20
Ady White	20	2	0	10.00	83.33	0	3	16
Grant Henry	13	1	0	13.00	72.22	0	2	13
Sam Hennell	12	1	0	12.00	120.00	0	3	12
Ilya Joel-Pitcher	11	1	1	-	44.00	0	1	11
Paul Goodchild	10	2	1	10.00	90.91	0	2	10
Asif Teja	8	2	0	4.00	19.05	0	2	8
Ben Hobbs	6	2	0	3.00	26.09	0	1	4
Chris Lovewell	5	3	0	1.67	26.32	0	0	4
Nick Richardson	1	2	0	0.50	5.88	0	0	1
Nick Ridgeway	1	1	1	-	100.00	0	0	1
Peterjon Williams	1	1	0	1.00	33.33	0	0	1
Jonny Barnett	0	2	0	0.00	0.00	0	0	0
Steve Exton	0	1	1	-	-	0	0	0

Partnerships

Highest Partnership by Wicket

Wicket	Names	Score	Opposition
1	Matt Reavey & David Hewes	131	Belsize Village
2	Chris Russell & David Jones	182	Old Actonians
3	David Hewes & Peter Jupp	101	Emmbrook & Bearwood
4	Simon Fox & Peter Jupp	138	TNT
5	Matt Hewlett & Nick Loftus	69	Jordans
6	Richard O'Hagan & Sam Martin	42	The Players
7	Grant Henry & Alistair Cossins	75	Sonning
8	Richard Spooner & Ben Cross	18	Midnight
9	Jamie Fryer & Matt Hewlett	24	Roxbourne
10	Jamie Fryer & Matt Hewlett	40	The Players

Century Partnerships

Wicket	Names	Score	Opposition
2	Chris Russell & David Jones	182	Old Actonians
4	Simon Fox & Peter Jupp	138	TNT
1	Matt Reavey & David Hewes	131	Belsize Village
1	Chris Russell & Phil Hewlett	127	Midnight
1	Phil Hewlett & Chris Russell	120	Croxley Guild
4	Josh Tollerfield & Simon Fox	114	Hit or Miss
1	James Sempill & Chris Russell	101	Fiddlers
3	David Hewes & Peter Jupp	101	Emmbrook & Bearwood

Season Bowling

NAME	OVERS	MAIDENS	RUNS	WICKETS	ECONOMY RATE	STRIKE RATE	AVERAGE
Simon Hennell	29	4	124	9	4.28	19.33	13.78
Archie White	60.2	2	332	19	5.51	19.05	17.47
Nick Loftus	37	9	178	9	4.81	24.67	19.78
James Sempill	25.2	0	168	8	6.67	19.00	21.00
Richard O'Hagan	30	2	157	7	5.23	25.71	22.43
David Adams	43.4	9	149	6	3.43	43.67	24.83
Chris Lovewell	30	2	236	9	7.87	20.00	26.22
Jeremy Knox	26	2	136	5	5.23	31.20	27.20
Matt Hewlett	79.5	12	357	13	4.49	36.85	27.46
David Jones	32	2	162	4	5.06	48.00	40.50
Jamie Fryer	61.3	3	357	8	5.82	46.13	44.63
Ben Cross	31	1	204	4	6.58	46.50	51.00

Best Bowling

Name	Figures	Opposition
Phil Hewlett	5-27	Croxley Guild
Archie White	5-37	West Reading

Also Bowled

NAME	OVERS	MAIDENS	RUNS	WICKETS	ECONOMY RATE	STRIKE RATE	AVERAGE
Phil Hewlett	19	2	112	7	5.89	16.29	16.00
Asif Teja	14	1	64	5	4.57	16.80	12.80
Ian Almond	14	2	41	4	2.93	21.00	10.25
Chris Russell	20	0	104	3	5.20	40.00	34.67
Jonny Barnett	22	1	163	3	7.41	44.00	54.33
Richard Spooner	11	1	88	2	8.00	33.00	44.00
Ilya Joel-Pitcher	8	1	41	2	5.13	24.00	20.50
Ady White	2	0	26	1	13.00	12.00	26.00
Simon Strutt	14	0	66	1	4.71	84.00	66.00
Grant Henry	5	0	30	1	6.00	30.00	30.00
Steve Smith	6	0	41	1	6.83	36.00	41.00
Ben Hobbs	14	2	48	1	3.43	84.00	48.00
Paul Goodchild	3	0	44	0	14.67		
Nick Ridgeway	3	0	26	0	8.67		
Josh Tollerfield	13.3	0	85	0	6.39		

Season Fielding

Player	Catches
Sam Martin	9
Chris Russell	7
James Sempill	6
Simon Fox	5
Matt Hewlett	4
David Adams	4
Chris Lovewell	3
Jamie Fryer	3
Rob Sutherland	3
Asif Teja	3
Peterjon Williams	2
Archie White	2
Matt Reavey	2
Peter Jupp	2
Jonny Barnett	2
Alistair Cossins	2
Jeremy Knox	2
David Jones	2
Ben Cross	1
David Hewes	1
Simon Strutt	1
Ian Almond	1

Player	Catches
Steve Exton	1
Nick Richardson	1

Player	Stumpings
Simon Fox	1
Sam Martin	1

Player	Run Outs
Jonny Barnett	2
Sam Martin	1
Josh Tollerfield	1
James Sempill	1
Nick Loftus	1

Top 25 Batting and Catching

Player	Runs	Innings	Not Out	Average	Strike Rate	100's	50's	Top Score
David Jones	3630	75	13	58.55	125.55	11	16	175
Tim Coombes	17343	414	77	51.46	79.07	42	109	206
Chris Russell	3352	82	12	47.89	103.77	10	16	155
Dave Harrison	6592	170	31	47.42	64.56	12	43	160
Peter Jupp	17290	471	77	43.88	98.79	40	117	163
David Adams	2102	64	12	40.42	104.05	2	9	190
John Matthews	2682	95	21	36.24	-	0	17	96
Chris Fletcher	4114	146	20	32.65	75.68	10	14	230
Peter Rigelsford	3725	141	18	30.28	-	5	20	111
David Bannister	4397	163	12	29.12	-	2	28	120
Andy Coombes	9922	413	67	28.68	44.40	7	63	129
Nick Collison	3337	136	15	27.58	-	6	18	152
Sam Martin	1913	84	13	26.94	74.32	1	11	106
Matthew Bannister	3397	162	35	26.75	-	4	17	133
Brian Bate	5926	281	47	25.32	-	1	21	168
Chris Herriott	4383	219	43	24.90	95.77	3	17	107
Steve Exton	2811	135	21	24.66	90.95	1	13	152
Matt Reavey	8972	441	55	23.24	61.81	5	46	106
Simon Hennell	1261	72	17	22.93	58.33	0	4	74
Dave Oxley	11680	598	80	22.55	-	2	50	105
Jack Mendy	3204	183	36	21.80	124.42	2	11	104
David Boccock	1561	83	11	21.68	-	0	6	85
Elliott Ketteringham	1339	72	10	21.60	-	1	6	115
Tyler Armiger	2937	168	31	21.44	99.32	2	15	141
Ian Robertson	969	61	15	21.07	-	1	0	133

Player	Catches	Player	Catches	Player	Catches
David Lander	307	Toby Howick	114	David Bonnett	86
Brian Bate	237	Mark Gloyens	111	Tyler Armiger	85
Peter Jupp	219	Dave Harrison	111	Adrian Heath	73
Andy Coombes	196	Matthew Bannister	101	Paul Goodchild	72
Matt Reavey	194	Nick Collison	95	Chris Herriott	72
Dave Oxley	193	Cliff Culbert	94	Rob Sutherland	72
Tim Coombes	168	Robert Fryer	91	Ronnie Langston	71
Huw James	158	Nick Loftus	91		
Steve Exton	123	Jack Mendy	88		

Top 25 Bowling

NAME	OVERS	MAIDENS	RUNS	WICKETS	ECONOMY RATE	STRIKE RATE	AVERAGE
Dave Oxley	4038	578	12029	1050	2.98	23.07	11.46
Dave Bonnett	3311	727	9230	666	2.79	29.83	13.86
Andy Coombes	1762	478	7738	522	4.39	20.25	14.82
Rudi Walcott	4501	1054	12627	824	2.81	32.77	15.32
Tim Coombes	3001	502	8765	571	2.92	31.53	15.35
Chris Herriott	1822	294	5728	344	3.14	31.78	16.65
John Rigelsford	1608	339	5355	319	3.33	30.24	16.79
Robert Fryer	2965	656	9184	536	3.10	33.19	17.13
Peter Rigelsford	310	52	1218	71	3.93	26.20	17.15
Graham Buchanan	345	62	1175	67	3.41	30.90	17.54
Alan Turner	1209	182	3461	196	2.86	37.01	17.66
Toby Howick	2550	502	7917	436	3.10	35.09	18.16
David Adams	441.4	75	1702	92	3.86	28.80	18.50
Simon Hennell	657.5	92	2730	147	4.15	26.85	18.57
David Lander	2702	702	10172	547	3.76	29.64	18.60
Oliver Andrews	340	50	1453	77	4.27	26.49	18.87
David Boccock	595	93	2191	116	3.68	30.78	18.89
John Welch	388	42	1675	85	4.32	27.39	19.71
Reece Raven	558	76	2116	105	3.79	31.89	20.15
Jack Mendy	1393.3	220	6037	297	4.33	28.15	20.33
Cliff Culbert	2173	259	9116	447	4.20	29.17	20.39
John Fotheringham	1866	301	6535	315	3.50	35.54	20.75
Steve Pratt	708	89	2937	138	4.15	30.78	21.28
Paul Goodchild	3349.1	466	14713	670	4.39	29.99	21.96
Nick Loftus	1879.5	217	8145	363	4.33	31.07	22.44

Club Records

Most Innings

David Lander	825
Dave Oxley	598
Peter Jupp	471
Matt Reavey	441
Tim Coombes	414
Andy Coombes	413
Ronnie Langston	330
Cliff Culbert	288
Brian Bate	281
Rob Sutherland	281

Most Not Outs

Paul Goodchild	117
David Lander	108
Rudi Walcott	106
Cliff Culbert	102
Dave Oxley	80
Tim Coombes	77
Peter Jupp	77
Robert Fryer	73
Andy Coombes	67
Ronnie Langston	58

Most Maidens

Rudi Walcott	1054
Dave Bonnett	727
David Lander	702
Robert Fryer	656
Dave Oxley	578
Tim Coombes	502
Toby Howick	502
Andy Coombes	478
Paul Goodchild	466
John Rigelsford	339

Most Runs

Tim Coombes	17343
Peter Jupp	17290
David Lander	12191
Dave Oxley	11680
Andy Coombes	9922
Matt Reavey	8972
Dave Harrison	6592
Brian Bate	5926
David Bannister	4397
Chris Herriott	4383

Most Overs

Rudi Walcott	4501
Dave Oxley	4038
Paul Goodchild	3349.1
Dave Bonnett	3311
Tim Coombes	3001
Robert Fryer	2965
David Lander	2702
Toby Howick	2550
Cliff Culbert	2173
Nick Loftus	1879.5

Most Wickets

Dave Oxley	1050
Rudi Walcott	824
Paul Goodchild	670
Dave Bonnett	666
Tim Coombes	571
David Lander	547
Robert Fryer	536
Andy Coombes	522
Cliff Culbert	447
Toby Howick	436

Club Records

Record Partnerships by Wicket

Wicket	Names	Score	Opposition	Year
1	J. Mendy & C. Russell	176	Little Marlow CC	2017
2	Peter Jupp & David Adams	271	Hillingdon Manor	2018
3	C. Fletcher & S. Exton	244	Rivets	2012
4	P. Jupp & D. Adams	184	Fulmer	2017
5	Matt Yates & Sam Martin	203	Fladbury	2018
6	Sam Martin & Josh Tollerfield	96	Octopus	2018
7	P. Jupp & O. Andrews	91	Croxley Guild of Sport	2016
8	S. Exton & J. Mendy	106	Little Missenden	2017
9	J. Mendy & P. Goodchild	79	Boxmoor	2011
10	T. Armiger & N. Loftus	44	Little Missenden	2013

Top 10 Partnerships

Number	Names	Score	Opposition	Year	Wicket
1	Peter Jupp & David Adams	271	Hillingdon Manor	2018	2
2	Peter Jupp & James Sempill	251	Bamville	2018	2
3	Sam Martin & David Jones	207	Hit or Miss	2016	2
4	Matt Yates & Sam Martin	203	Fladbury	2018	5
5	David Adams & Peter Jupp	184	Fulmer	2017	4
6	Sam Martin & David Jones	182	Odney	2018	3
7	Jack Mendy & Tim Coombes	179	Kays	2015	3
8	Jack Mendy & Chris Russell	176	Little Marlow	2017	1
9	David Jones & David Adams	166	Chenies & Latimer	2018	2
10	David Adams & Alistair Cossins	164	Belsize Village	2019	3

Club Records

Most Stumpings

Steve Exton	20
Sam Martin	6
Dave Harrison	5
Chris Russell	2
James Sempill	2
Richard O'Hagan	1
Tyler Armiger	1
Simon Fox	1
Jamie Hazeldine	1
George Russell	1
Matt Yates	1
David Cranfield	1

Most Run Outs

Steve Exton	11
Josh Tollerfield	4
Nick Loftus	4
Tyler Armiger	3
Jack Mendy	3
James Sempill	3
Sam Martin	3
William Spry	2
Jamie Hazeldine	2
David Adams	2
Jonny Barnett	2
Simon Hennell	2
Richard O'Hagan	2
Adam Tattan	1
Tom Stables	1
Oliver Andrews	1
Rob Sutherland	1
Kiran Shanmugam	1
Ben Cross	1
Sam Hennell	1
Mark Gloyens	1
George Michell	1
Matt Reavey	1
Paul Goodchild	1
Matt Yates	1

Century Makers

Name	Centuries	High Score
Tim Coombes	42	206
Peter Jupp	40	163
Dave Harrison	12	160
David Jones	11	175
Chris Russell	10	155
Chris Fletcher	10	230
Andy Coombes	7	129
Nick Collison	6	152
Matt Reavey	5	106
Peter Rigelsford	5	111
Matthew Bannister	4	133
Chris Herriott	3	107
David Lander	3	117
Oliver Andrews	3	107
Dave Oxley	2	105
David Adams	2	190
Jack Mendy	2	104
Tyler Armiger	2	141
Paul Gibson	2	113
David Hewes	2	116
George Russell	2	122
David Bannister	2	120
Simon Andrews	2	143
Josh Tollerfield	1	108
Stuart Thompson	1	100
Sam Hennell	1	109
Brian Bate	1	168
Paul Winkworth	1	118
Chris Bollom	1	122
Mike Ribaldo	1	103
Steve Exton	1	152
Ian Robertson	1	133
Greg Fitzpatrick	1	130
Mark Townsend	1	100
Matt Yates	1	112
Sam Martin	1	106
Elliott Ketteringham	1	115
Alistair Cossins	1	101

Fifty Makers

Name	Fifties	Name	Fifties
Peter Jupp	117	Rob Sutherland	3
Tim Coombes	109	Rudi Walcott	3
Andy Coombes	63	Phil Hewlett	3
Dave Oxley	50	R Westlake	3
Matt Reavey	46	George Russell	2
Dave Harrison	43	David Hewes	2
David Lander	41	S Morrison	2
David Bannister	28	Andy Rodbourne	2
Brian Bate	21	Simon Ryan	2
Peter Rigelsford	20	Stuart Thompson	2
Nick Collison	18	Steve Pratt	2
Matthew Bannister	17	Simon Dale	2
John Matthews	17	Richard Cawley	2
Chris Herriott	17	John Welch	2
David Jones	16	John Fotheringham	1
Chris Russell	16	David Bonnett	1
Huw James	16	G Hallett	1
Tyler Armiger	15	Greg Fitzpatrick	1
Chris Fletcher	14	James Oakden	1
Steve Exton	13	Paul Munday	1
Sam Martin	11	John Hennessy	1
Jack Mendy	11	Paul Winkworth	1
David Adams	9	Neil Buchanan	1
Mark Lander	8	Peter Lofty	1
Mark Gloyens	8	Ryan Mackie	1
Josh Tollerfield	8	Alan Turner	1
Chris Loftus	7	Clive Greenstreet	1
Toby Howick	7	R Heime	1
David Cranfield	7	Simon Briggs	1
James Sempill	6	Iain McGowan	1
Ian Boccock	6	G Cummings	1
David Boccock	6	Andrew Biffa	1
Elliott Ketteringham	6	William Spry	1
Nick Loftus	6	Dean Munday	1
Chris Bollom	5	Ben Howard	1
Simon Andrews	5	Ross McSorley	1
Callum Sempill	4	Daryl Chiles	1
Simon Hennell	4	J Smith	1
Oliver Andrews	4	Will Smith	1
Ian Jones	4	M Fitzpatrick	1
Paul Gibson	4	Mike Ribauda	1
Tim Bonnett	3	Mark Townsend	1
Adrian Heath	3		
Sam Hennell	3		
George Culbert	3		
Simon Fox	3		

Top Bowling Performances

9 Wickets in an Innings

J Wilkins	9-4
Dave Oxley	9-13
Dave Bonnett	9-14
Tim Coombes	9-16
Alan Turner	9-34

8 Wickets in an Innings

M Vyver	8-5
J Bartholomew	8-9
Dave Oxley	8-11
John Fotheringham	8-18
Toby Howick	8-22
M Vyver	8-23
Paul Goodchild	8-29
J Matthews	8-32
Dave Oxley	8-38
John Fotheringham	8-44
David Lander	8-63

7 Wickets in an Innings

Toby Howick - 7-9
G Wilkins - 7-9
G Wilkins - 7-11
G Wilkins - 7-12
Toby Howick - 7-13
John Fotheringham - 7-13
Dave Bonnett - 7-14
R Miles - 7-14
Chris Herriott - 7-17
David Lander - 7-18
Dave Oxley - 7-18
R Oxley - 7-18
Rudi Walcott - 7-18
R Miles - 7-21
Tim Bonnett - 7-22
Dave Jones - 7-25
A Slade - 7-25
Robert Fryer - 7-25
J Wilkins - 7-26
Andy Coombes - 7-27

W Leonard - 7-29
Dave Bonnett - 7-29
Dave Bonnett - 7-29
Tim Coombes - 7-30
Chris Wildey - 7-31
D Brackley - 7-31
R Batchelor - 7-33
Robert Fryer - 7-34
Robert Fryer - 7-34
Reece Raven - 7-34
R Green - 7-35
Rudi Walcott - 7-39
N Charrington - 7-43
Cliff Culbert - 7-45
Dave Bonnett - 7-52
Tim Coombes - 7-58
Cliff Culbert - 7-82
Tim Coombes - 7-84

6 Wickets in an Innings

- 12 Dave Oxley
- 8 Tim Coombes
- 7 Rudi Walcott, Robert Fryer
- 6 J Wilkins
- 5 M Vyver, John Rigelsford, Chris Wildey
- 4 A Slade, Dave Bonnett, W Leonard, Toby Howick, Paul Goodchild
- 3 G Wilkins, D Brackley, N Charrington
- 2 David Lander, A Turner, R Oxley, Jack Mendy, Nick Loftus
- 1 John Fotheringham, S Woods, R Bartlett, R Miles, D Palmer, B Oxley, Cliff Culbert, Dave Jones, Matt Reavey, James Oakden, Ian Robertson, Neil Buchanan, Simon Andrews, Chris Fletcher, Simon Hennell, Tyler Armiger, T Glewis, Chris Herriott

Career Batting

Player	Runs	Innings	NO	Average	Strike Rate	6's	4's	Top Score
Adam Goodchild	157	87	36	3.08	-	0	0	16
Adam Tattan	251	54	10	5.70	50.35	3	20	43
Adrian Heath	1297	101	10	14.25	-	0	0	90
Ady White	39	7	1	6.50	57.35	0	5	16
Alan Turner	1122	95	17	14.38	-	0	0	90
Alex Jackson-Wagner	9	2	0	4.50	56.25	0	0	5
Alistair Cossins	178	8	1	25.43	102.03	5	27	101
Andy Coombes	9922	413	67	28.68	44.40	0	7	129
Archie White	96	21	6	6.40	39.91	0	7	15
Asif Teja	28	8	0	3.50	29.87	0	2	8
Ben Cross	186	32	10	8.45	52.41	0	25	37
Ben Hobbs	86	8	0	10.75	61.67	1	8	33
Brian Bate	5926	281	47	25.32	-	0	0	168
Callum Sempill	976	73	21	18.77	95.96	16	113	79
Charlie Tollerfield	24	6	1	4.80	5.56	0	2	18
Chris Fletcher	4114	146	20	32.65	75.68	1	3	230
Chris Herriott	4383	219	43	24.90	95.77	4	6	107
Chris Loftus	2463	176	15	15.30	63.93	0	40	66
Chris Lovewell	385	35	7	13.75	89.53	1	40	89
Chris Russell	3352	82	12	47.89	103.77	85	451	155
Chris Wildey	270	57	26	8.71	25.00	0	0	39
Cliff Culbert	1750	288	102	9.41	-	0	0	42
Clive Greenstreet	605	46	13	18.33	-	0	0	62
Colin Parry	699	144	31	6.19	-	0	0	23
Craig Wildman	172	27	1	6.62	49.81	0	13	19
D Anderson	183	27	7	9.15	-	0	0	28
Damien Ribaud	317	34	14	15.85	-	0	0	41
Daryl Chiles	525	52	5	11.17	-	0	0	54
Dave Boyd	450	50	2	9.38	-	0	0	47
Dave Harrison	6592	170	31	47.42	64.56	0	15	160
Dave Oxley	11680	598	80	22.55	-	0	0	105
David Adams	2102	64	12	40.42	104.05	50	233	190
David Bannister	4397	163	12	29.12	-	0	0	120
David Boccock	1561	83	11	21.68	-	0	0	85
David Bonnett	1493	219	40	8.34	-	0	0	49
David Hewes	527	18	3	35.13	72.30	0	72	116
David Jones	3630	75	13	58.55	125.55	110	495	175
David Lander	12191	825	108	17.00	41.51	0	39	117
David Lowe	156	45	9	4.33	-	0	0	20
Dean Munday	256	22	6	16.00	-	0	0	61
Duncan McLean	327	91	18	4.48	-	0	0	15
Elliott Ketteringham	1339	72	10	21.60	-	0	0	115
G Cummings	310	21	6	20.67	-	0	0	51
G Hallett	347	25	6	18.26	-	0	0	51
George Culbert	572	42	6	15.89	-	0	0	62
George Michell	81	26	6	4.05	40.54	0	3	25

Career Batting

Player	Runs	Innings	Not Out	Average	Strike Rate	6's	4's	Top Score
Graham Buchanan	184	23	10	14.15	-	0	0	39
Grant Henry	434	55	11	9.86	98.71	7	18	43
Huw James	3969	234	25	18.99	-	0	0	94
Iain McGowan	640	37	2	18.29	-	0	0	92
Ian Almond	0	0	0	-	-	0	0	0
Ian Boccock	810	52	4	16.88	-	0	0	62
Ian Drummond	170	44	6	4.47	35.39	1	19	33
Ian Jones	1654	127	6	13.67	-	0	0	57
Ian Robertson	969	61	15	21.07	-	0	0	133
Ilya Joel-Pitcher	70	6	3	23.33	59.38	0	7	32
Jack Mendy	3204	183	36	21.80	124.42	37	175	104
Jack Slade	37	25	10	2.47	0.00	0	0	9
James Oakden	421	29	8	20.05	-	0	0	54
James Sempill	1545	111	5	14.58	59.56	0	126	89
Jamie Fryer	242	47	17	8.07	53.96	0	39	29
Jamie Hazeldine	181	20	3	10.65	69.19	1	21	28
Jamie Hazledene	184	36	5	5.94	-	0	0	27
Jeremy Knox	58	4	0	14.50	138.10	3	7	27
Jim Buchanan	304	47	7	7.60	-	0	0	35
John Fotheringham	1280	138	30	11.85	-	0	0	50
John Hennessy	521	51	9	12.40	-	0	0	58
John Matthews	2682	95	21	36.24	-	0	0	96
John Rigelsford	1922	167	34	14.45	-	0	0	76
John Welch	1168	127	32	12.29	-	0	0	56
Jonny Barnett	5	6	2	1.25	13.89	0	0	5
Josh Culbert	201	31	6	8.04	-	0	0	21
Josh Tollerfield	1210	43	7	33.61	155.12	24	183	108
Ken Pegden	358	55	11	8.14	-	0	0	36
Ken Shergill	1	3	0	0.33	2.86	0	0	1
M Fitzpatrick	804	42	4	21.16	-	0	0	87
Malcolm Bate	509	62	19	11.84	-	0	0	31
Mark Gloyens	2275	207	25	12.50	59.56	1	23	64
Mark Lander	1226	79	13	18.58	50.56	3	29	91
Mark Townsend	377	28	9	19.84	-	0	0	100
Matt Egan	53	18	1	3.12	26.53	1	5	11
Matt Hewlett	199	24	7	11.71	59.21	0	29	37
Matt Reavey	8972	441	55	23.24	61.81	3	61	106
Matt Yates	528	35	6	18.21	79.83	8	74	112
Matthew Bannister	3397	162	35	26.75	-	0	0	133
Michael Ward	244	75	29	5.30	-	0	0	18
Mike Ribaldo	502	32	7	20.08	-	0	0	103
Neil Buchanan	629	41	4	17.00	-	0	0	65
Neil Dover	201	23	1	9.14	-	0	0	40
Nick Collison	3337	136	15	27.58	-	0	0	152
Nick Loftus	2315	200	43	14.75	73.76	1	84	93
Nick Richardson	176	30	4	6.77	58.10	0	27	41

Career Batting

Player	Runs	Innings	Not Out	Average	Strike Rate	6's	4's	Top Score
Nick Ridgeway	1	1	1	-	100.00	0	0	1
Oliver Andrews	1183	53	21	36.97	79.52	19	88	107
Parag Wartak	195	30	7	8.48	43.32	1	16	34
Paul Gibson	978	32	3	33.72	-	0	0	113
Paul Goodchild	371	242	117	2.97	31.20	0	13	16
Paul Hayford	26	20	0	1.30	-	0	0	9
Paul Winkworth	755	33	4	26.03	-	0	0	118
Peter Jupp	17290	471	77	43.88	98.79	39	374	163
Peter Lofty	829	125	24	8.21	-	0	0	56
Peter Rigelsford	3725	141	18	30.28	-	0	0	111
Peterjon Williams	185	23	4	9.74	64.80	1	18	28
Phil Cross	43	4	0	10.75	49.43	0	8	25
Phil Hewlett	257	12	1	23.36	70.05	1	42	70
R Heime	317	24	2	14.41	-	0	0	62
Reece Raven	684	54	9	15.20	-	0	0	47
Richard Carpenter	113	21	4	6.65	-	0	0	24
Richard Cawley	505	33	3	16.83	-	0	0	56
Richard O'Hagan	279	34	10	11.63	92.31	3	37	30
Richard Spooner	721	137	14	5.86	36.81	1	51	36
Rob Sutherland	2533	281	14	9.49	53.91	2	112	62
Robert Fryer	1268	168	73	13.35	75.79	1	9	45
Ronnie Langston	1616	330	58	5.94	-	0	0	33
Ross McSorley	266	24	8	16.63	-	0	0	64
Rudi Walcott	1605	255	106	10.77	-	0	0	82
S Morrison	437	33	3	14.57	-	0	0	77
Sam Hennell	452	13	2	41.09	125.69	7	72	109
Sam Martin	1913	84	13	26.94	74.32	19	253	106
Simon Briggs	393	56	5	7.71	37.14	0	5	68
Simon Dale	429	45	11	12.62	85.14	0	6	91
Simon Fox	583	24	2	26.50	75.34	3	86	71
Simon Hennell	1261	72	17	22.93	58.33	0	40	74
Simon Ryan	666	38	2	18.50	-	0	0	72
Simon Strutt	17	3	1	8.50	70.83	0	2	14
Steve Exton	2811	135	21	24.66	90.95	60	195	152
Steve Pratt	1159	112	15	11.95	-	0	0	56
Steve Smith	1396	191	16	7.98	32.57	2	108	49
Stuart Thompson	1211	83	10	16.59	0.00	0	3	100
Tim Bonnett	1084	83	16	16.18	-	0	0	93
Tim Coombes	17343	414	77	51.46	79.07	0	18	206
Toby Howick	2820	238	57	15.58	-	0	0	78
Tom Martin	33	7	2	6.60	60.00	0	3	15
Tony Smart	248	30	3	9.19	45.16	0	1	34
Tyler Armiger	2937	168	31	21.44	99.32	78	285	141
Vince Ferrigno	887	52	4	18.48	-	0	0	67
Will Smith	368	22	1	17.52	58.82	3	47	57
William Spry	324	42	7	9.26	48.82	0	12	71

Career Bowling

NAME	OVERS	MAIDENS	RUNS	WICKETS	ECONOMY RATE	STRIKE RATE	AVERAGE
Adam Tattan	244.2	23	1450	42	5.94	34.90	34.52
Adrian Heath	81	11	425	19	5.25	25.58	22.37
Ady White	5	0	51	1	10.20	30.00	51.00
Alan Turner	1209	182	3461	196	2.86	37.01	17.66
Alex Jackson-Wagner	9	0	37	2	4.11	27.00	18.50
Andrew Beane	237	27	1092	44	4.61	32.32	24.82
Andrew Crofts	62	2	456	10	7.35	37.20	45.60
Andy Coombes	1762	478	7738	522	4.39	20.25	14.82
Archie White	155.5	5	1005	41	6.46	22.80	24.51
Asif Teja	33	1	167	7	5.06	28.29	23.86
Baz Chapman	124	14	574	14	4.63	53.14	41.00
Ben Cross	224	18	1400	37	6.25	36.32	37.84
Ben Hobbs	45	3	245	5	5.44	54.00	49.00
Callum Sempill	468.3	39	2483	82	5.30	34.28	30.28
Charlie Tollerfield	17.3	0	134	5	7.75	21.00	26.80
Chris Fletcher	886	116	3720	165	4.20	32.22	22.55
Chris Herriott	1822	294	5728	344	3.14	31.78	16.65
Chris Loftus	142	14	772	24	5.44	35.50	32.17
Chris Lovewell	231.1	13	1336	44	5.78	31.52	30.36
Chris Russell	306.4	34	1448	62	4.73	29.68	23.35
Chris Wildey	711	64	3135	130	4.41	32.82	24.12
Cliff Culbert	2173	259	9116	447	4.20	29.17	20.39
Colin Parry	97	10	443	21	4.57	27.71	21.10
D Anderson	161	27	715	23	4.44	42.00	31.09
Damian Ribauda	449	65	1704	72	3.80	37.42	23.67
Daryl Chiles	216	16	1112	39	5.15	33.23	28.51
Dave Bonnett	3311	727	9230	666	2.79	29.83	13.86
Dave Oxley	4038	578	12029	1050	2.98	23.07	11.46
David Adams	441.4	75	1702	92	3.86	28.80	18.50
David Boccock	595	93	2191	116	3.68	30.78	18.89
David Cranfield	71.1	7	401	24	5.64	17.79	16.71
David Jones	368.2	40	1899	84	5.16	26.31	22.61
David Lander	2702	702	10172	547	3.76	29.64	18.60
Elliott Ketteringham	138	8	646	35	4.68	23.66	18.46
George Culbert	54	3	245	7	4.54	46.29	35.00
George Michell	134	15	715	21	5.34	38.29	34.05
Graham Buchanan	345	62	1175	67	3.41	30.90	17.54
Grant Henry	356	31	1901	59	5.34	36.20	32.22
Harry Leitch	98.5	12	541	26	5.49	22.81	20.81
Ian Almond	14	2	41	4	2.93	21.00	10.25
Ian Robertson	370	85	1500	52	4.05	42.69	28.85
Ilya Joel-Pitcher	55.5	8	311	18	5.60	18.61	17.28
J Smith	133	38	402	31	3.02	25.74	12.97
Jack Mendy	1393.3	220	6037	297	4.33	28.15	20.33
Jack Slade	183	7	1029	33	5.62	33.27	31.18

Career Bowling

NAME	OVERS	MAIDENS	RUNS	WICKETS	ECONOMY RATE	STRIKE RATE	AVERAGE
James Oakden	158	26	606	41	3.84	23.12	14.78
James Sempill	294.2	17	2022	63	6.87	28.03	32.10
Jamie Fryer	392.2	15	2323	68	5.92	34.62	34.16
Jamie Hazeldine	54	1	391	10	7.24	32.40	39.10
Jeremy Knox	32	3	152	7	4.75	27.43	21.71
John Fotheringham	1866	301	6535	315	3.50	35.54	20.75
John Hennessy	346	51	1390	57	4.02	36.42	24.39
John Matthews	145	29	587	31	4.05	28.06	18.94
John Rigelsford	1608	339	5355	319	3.33	30.24	16.79
John Welch	388	42	1675	85	4.32	27.39	19.71
Jonny Barnett	33	1	246	5	7.45	39.60	49.20
Josh Culbert	160	13	892	22	5.58	43.64	40.55
Josh Tollerfield	143.5	17	785	31	5.47	27.84	25.32
Kiran Shanmugam	66	4	407	9	6.17	44.00	45.22
M Jordan	71	5	426	15	6.00	28.40	28.40
Malcolm Bate	635	105	2232	89	3.51	42.81	25.08
Mark Lander	184	10	1020	29	5.54	38.07	35.17
Mark Townsend	252	50	747	42	2.96	36.00	17.79
Matt Bannister	843	62	4697	186	5.57	27.19	25.25
Matt Hewlett	193.2	28	870	35	4.50	33.14	24.86
Matt Reavey	171	10	1138	37	6.65	27.73	30.76
Matt Yates	69.5	3	527	10	7.58	41.90	52.70
Michael Davies	58	4	262	7	4.52	49.71	37.43
Michael Hyde	135	28	505	20	3.74	40.50	25.25
Michael Ward	238	25	995	46	4.18	31.04	21.63
Mike Ribauda	224	30	946	36	4.22	37.33	26.28
Neil Buchanan	150	17	693	31	4.62	29.03	22.35
Nick Collison	64	4	427	14	6.67	27.43	30.50
Nick Loftus	1879.5	217	8145	363	4.33	31.07	22.44
Nick Ridgeway	3	0	26	0	8.67		
Oliver Andrews	340	50	1453	77	4.27	26.49	18.87
Parag Wartak	290.2	36	1392	41	4.80	42.49	33.95
Paul Goodchild	3349.1	466	14713	670	4.39	29.99	21.96
Peter Jupp	218.4	14	1171	43	5.36	30.51	27.23
Peter Lofty	378	25	2138	87	5.66	26.07	24.57
Peter Rigelsford	310	52	1218	71	3.93	26.20	17.15
Phil Cross	8	0	35	0	4.38		
Phil Hewlett	19	2	112	7	5.89	16.29	16.00
Reece Raven	558	76	2116	105	3.79	31.89	20.15
Richard Cawley	73	4	397	17	5.44	25.76	23.35
Richard O'Hagan	162.2	4	1028	35	6.34	27.83	29.37
Richard Spooner	36	1	323	7	8.97	30.86	46.14
Robert Fryer	2965	656	9184	536	3.10	33.19	17.13
Ronnie Langston	268	27	914	69	3.41	23.30	13.25
Ross McSorley	183	18	963	37	5.26	29.68	26.03

Career Bowling

NAME	OVERS	MAIDENS	RUNS	WICKETS	ECONOMY RATE	STRIKE RATE	AVERAGE
Rudi Walcott	4501	1054	12627	824	2.81	32.77	15.32
Ryan Greenstreet	57	2	341	10	5.98	34.20	34.10
S Fernando	54	5	291	9	5.39	36.00	32.33
Sam Hennell	8	0	66	0	8.25		
Simon Andrews	123	22	334	24	2.72	30.75	13.92
Simon Briggs	61	2	476	20	7.80	18.30	23.80
Simon Dale	290	17	1546	49	5.33	35.51	31.55
Simon Hennell	657.5	92	2730	147	4.15	26.85	18.57
Simon Strutt	53	5	242	9	4.57	35.33	26.89
Stephen Adams	90	26	298	15	3.31	36.00	19.87
Stephen Thompson	56	5	262	4	4.68	84.00	65.50
Steve Pratt	708	89	2937	138	4.15	30.78	21.28
Steve Smith	58.2	1	537	14	9.23	25.00	38.36
Stuart Thompson	266	22	1258	34	4.73	46.94	37.00
Thiya Yashoman	53.3	1	334	9	6.27	35.67	37.11
Tim Bonnett	427	53	1944	70	4.55	36.60	27.77
Tim Coombes	3001	502	8765	571	2.92	31.53	15.35
Toby Howick	2550	502	7917	436	3.10	35.09	18.16
Tom Stables	81	5	422	16	5.21	30.38	26.38
Tyler Armiger	868.4	91	4209	172	4.85	30.30	24.47
Will Clarke	148	5	893	33	6.03	26.91	27.06

Career Fielding

Name	Catches	Stumpings	Run Outs	Name	Catches	Stumpings	Run Outs
Adam Byrne	1	0	0	David Cranfield	7	1	0
Adam Goodchild	23	0	0	David Hewes	11	0	1
Adam Tattan	6	0	1	David Jones	54	0	0
Adrian Heath	73	0	0	David Lander	307	0	0
Alan Turner	37	0	0	David Lowe	13	0	0
Alex Jackson-Wagner	1	0	0	Dean Munday	7	0	0
Alistair Cossins	3	0	0	Duncan McLean	46	0	0
Andrew Beane	13	0	0	Elliott Ketteringham	33	0	0
Andrew Biffa	1	0	0	G Cummings	13	0	0
Andy Coombes	196	0	0	G Hallett	9	0	0
Andy Rodbourne	4	0	0	George Culbert	17	0	0
Archie White	12	0	0	George Michell	6	0	1
Asif Teja	5	0	0	George Rankin	2	0	0
B Chapman	12	0	0	George Russell	4	1	0
Ben Cross	4	0	1	Graham Buchanan	16	0	0
Ben Hobbs	2	0	0	Grant Henry	29	0	0
Ben Marlow	1	0	0	Greg Fitzpatrick	6	0	0
Bob Randall	2	0	0	Harry Leitch	16	0	0
Brian Bate	237	0	0	Heath Thompson	1	0	0
Callum Sempill	23	0	0	Huw James	158	0	0
Charlie Sutton	1	0	0	Iain McGowan	16	0	0
Charlie Tollerfield	1	0	0	Ian Almond	1	0	0
Chris Bollom	7	0	0	Ian Boccock	14	0	0
Chris Fletcher	52	0	0	Ian Drummond	3	0	0
Chris Herriott	72	0	0	Ian Jones	15	0	0
Chris Loftus	48	0	0	Ian Robertson	32	0	0
Chris Lovewell	17	0	0	Ilya Joel-Pitcher	4	0	0
Chris Russell	55	2	0	J Hildreth	4	0	0
Chris Wildey	27	0	0	J Smith	4	0	0
Christian Sutton	1	0	0	Jack Mendy	88	0	3
Cliff Culbert	94	0	0	Jack Slade	7	0	0
Clive Greenstreet	39	0	0	James Oakden	10	0	0
Colin Parry	44	0	0	James Sempill	48	2	3
Craig Wildman	7	0	0	Jamie Fryer	13	0	0
D Anderson	4	0	0	Jamie Hazeldine	6	1	2
D Williams	2	0	0	Jamie Hazledene	12	0	0
Damien Ribaud	18	0	0	Jeremy Knox	2	0	0
Daryl Chiles	9	0	0	Jim Buchanan	8	0	0
Dave Bateman	1	0	0	John Fotheringham	66	0	0
Dave Boyd	9	0	0	John Hennessy	15	0	0
Dave Harrison	111	5	0	John Matthews	38	0	0
Dave Oxley	193	0	0	John Rigelsford	52	0	0
David Adams	27	0	2	John Welch	45	0	0
David Bannister	66	0	0	Jonny Barnett	2	0	2
David Boccock	31	0	0	Josh Culbert	11	0	0
David Bonnett	86	0	0	Josh Tollerfield	25	0	4

Career Fielding

Name	Catches	Stumpings	Run Outs	Name	Catches	Stumpings	Run Outs
Ken Pegden	32	0	0	Richard Bate	9	0	0
Ken Shergill	1	0	0	Richard Carpenter	7	0	0
Kiran Shanmugam	8	0	1	Richard Cawley	12	0	0
M Austin	1	0	0	Richard O'Hagan	4	1	2
M Fitzpatrick	15	0	0	Richard Spooner	26	0	0
Malcolm Bate	31	0	0	Rob Sutherland	72	0	1
Mark Austin	1	0	0	Robert Fryer	91	0	0
Mark Gloyens	111	0	1	Robert Randall	2	0	0
Mark Knapton	6	0	0	Ronnie Langston	71	0	0
Mark Lander	20	0	0	Ross McSorley	2	0	0
Mark Townsend	7	0	0	Rudi Walcott	65	0	0
Matt Egan	3	0	0	Ryan Greenstreet	1	0	0
Matt Hewlett	9	0	0	Ryan Parrett	2	0	0
Matt Reavey	194	0	1	S Morrison	11	0	0
Matt Yates	7	1	1	Sam Hennell	4	0	1
Matthew Bannister	101	0	0	Sam Martin	31	6	3
Michael Davies	4	0	0	Sam Mattingley	1	0	0
Michael Hyde	2	0	0	Simon Andrews	13	0	0
Michael Sanford	6	0	0	Simon Briggs	14	0	0
Michael Ward	36	0	0	Simon Dale	18	0	0
Mike Ribauda	11	0	0	Simon Fox	12	1	0
Mohammed Ramzan	1	0	0	Simon Hennell	28	0	2
Neil Buchanan	19	0	0	Simon L'Esperance	2	0	0
Neil Dover	5	0	0	Simon Ryan	20	0	0
Nick Collison	95	0	0	Simon Strutt	4	0	0
Nick Haynes	1	0	0	Stephen Thompson	12	0	0
Nick Loftus	91	0	4	Steve Exton	123	20	11
Nick Richardson	9	0	0	Steve Pratt	42	0	0
Oliver Andrews	15	0	1	Steve Smith	35	0	0
Parag Wartak	10	0	0	Stuart Fafinski	6	0	0
Paul Gibson	15	0	0	Stuart Thompson	26	0	0
Paul Goodchild	72	0	1	T Andrews	10	0	0
Paul Hayford	2	0	0	Teddy Payne	1	0	0
Paul Munday	4	0	0	Thiya Yashoman	3	0	0
Paul Washington	3	0	0	Tim Bonnett	23	0	0
Paul Winkworth	7	0	0	Tim Coombes	168	0	0
Peter Folkard	3	0	0	Toby Howick	114	0	0
Peter Jupp	219	0	0	Tom Foxall	1	0	0
Peter Lofty	39	0	0	Tom Stables	6	0	1
Peter Rigelsford	61	0	0	Tony Smart	7	0	0
Peterjon Williams	15	0	0	Tyler Armiger	85	1	3
Phil Cross	3	0	0	Vince Ferrigno	23	0	0
Phil Hewlett	4	0	0	Walter Seymore	5	0	0
R Heime	6	0	0	Will Clarke	6	0	0
R Westlake	4	0	0	Will Smith	13	0	1
Reece Raven	18	0	0	William Spry	18	0	2