


Penn Street Cricket Club

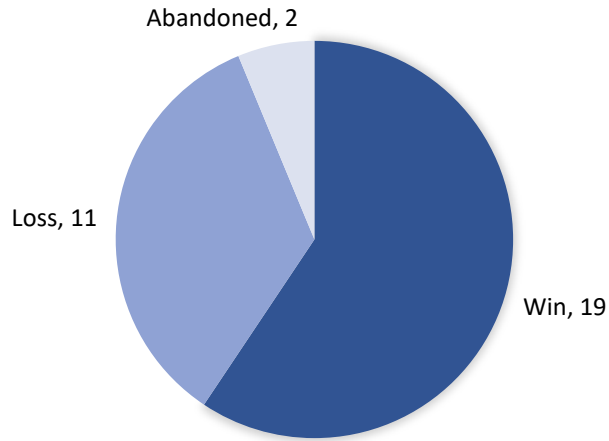
2021

Season

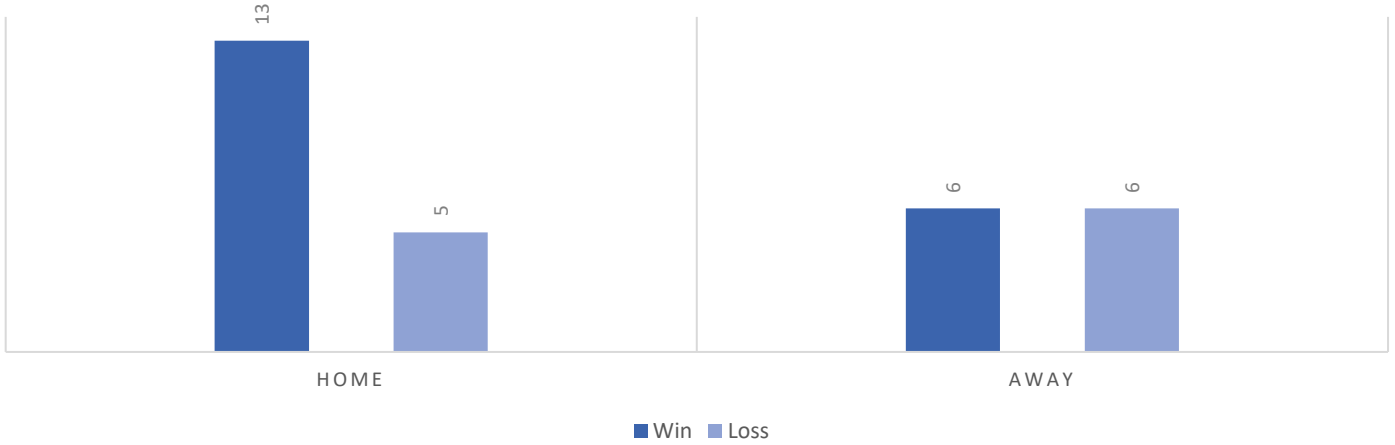


Season Stats

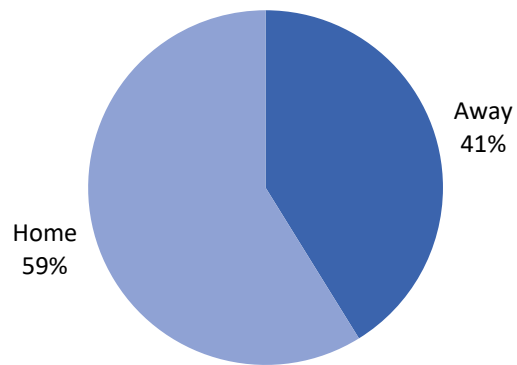
PSCC WINS AND LOSSES



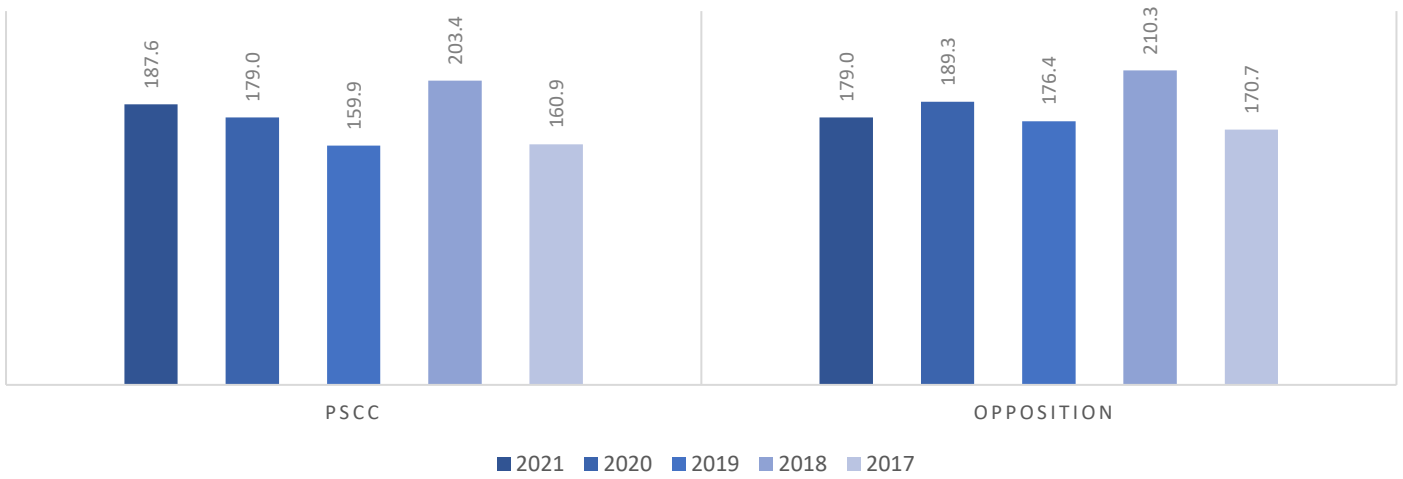
HOME/AWAY RESULTS



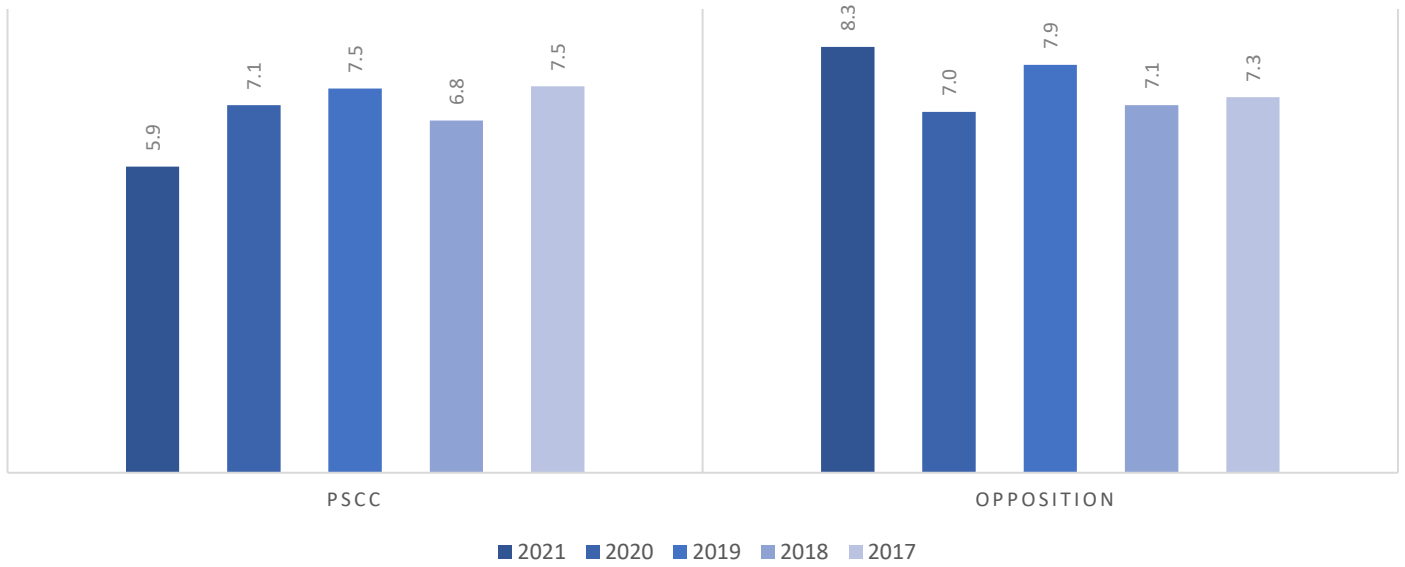
HOME VS AWAY MATCHES



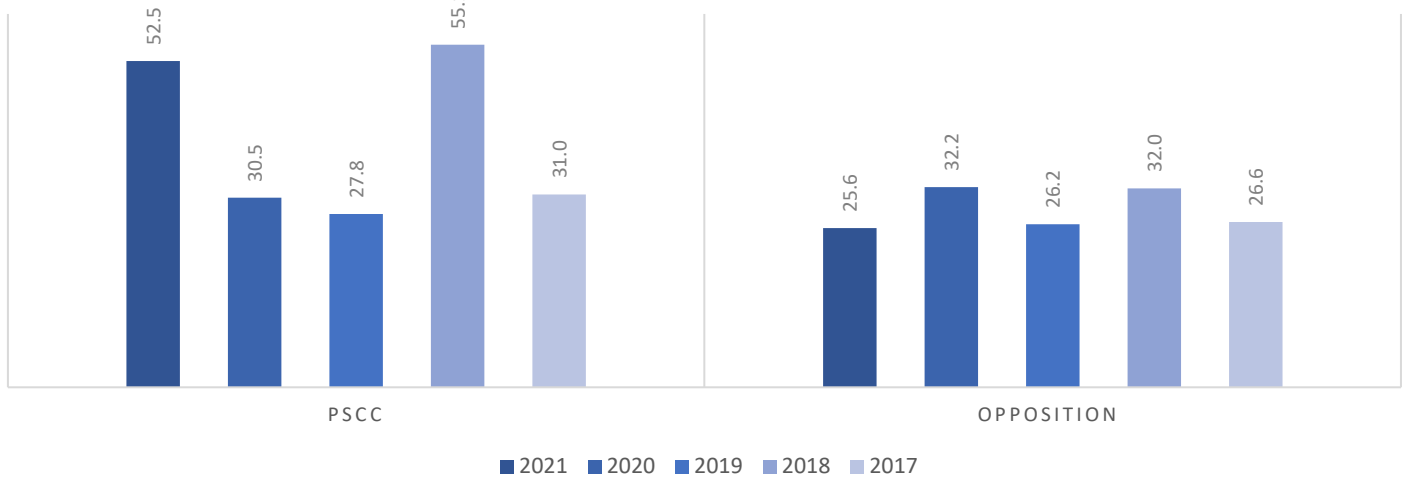
AVERAGE TOTAL



AVERAGE NUMBER OF WICKETS LOST



AVERAGE RUNS PER WICKET



Season Batting

Player	Runs	Innings	Not Out	Average	Strike Rate	6's	4's	Top Score
Peter Jupp	797	12	5	113.86	90.65	8	104	124
David Jones	796	13	4	88.44	135.65	29	107	190
David Adams	347	10	5	69.40	135.02	5	51	104
Alistair Cossins	484	10	2	60.50	111.78	19	63	141
Josh Tollerfield	475	12	1	43.18	159.40	15	78	172
Chris Russell	240	9	1	30.00	107.14	2	41	65
James Sempill	279	15	5	27.90	67.79	0	38	60
Matt Hewlett	193	14	6	24.13	77.20	1	25	43
Sam Martin	153	12	2	15.30	62.20	0	17	43
Jamie Fryer	83	8	1	11.86	80.58	0	14	35
Steve Smith	86	9	0	9.56	30.60	0	14	25
Alex Woest	35	8	2	5.83	42.68	0	6	14

Sixes Cup

Player	6's
David Jones	29
Alistair Cossins	19
Josh Tollerfield	15
Peter Jupp	8
Nick Johnson	5
David Adams	5
Jeremy Knox	4
Farooq Hussain	2
Chris Russell	2
Tom Peacock	1
Matt Hewlett	1
Simon Fox	1

Best Batting

Player	Score	Opposition
David Jones	190*	Old Citizens
Josh Tollerfield	172*	High Wycombe
Alistair Cossins	141	Little Missenden
Peter Jupp	124	Old Citizens
Alistair Cossins	109*	Sonning
Peter Jupp	104*	Arkley
David Adams	104	Beaconsfield IV
Josh Tollerfield	100	High Wycombe

Also Batted

Player	Runs	Innings	Not Out	Average	Strike Rate	6's	4's	Top Score
Nick Johnson	191	3	0	63.67	103.24	5	25	74
Matt Reavey	161	7	1	26.83	56.55	0	20	44
Jeremy Knox	133	7	2	26.60	175.00	4	21	43
Ben Cross	105	6	0	17.50	59.32	0	14	47
Simon Fox	80	5	3	40.00	102.56	1	12	52
Rob Sutherland	71	5	0	14.20	54.20	0	10	47
Tom Peacock	65	1	1	-	141.30	1	11	65
Farooq Hussain	57	4	1	19.00	75.00	2	5	40
Archie Dodds	55	1	0	55.00	152.78	0	10	55
Ben Marlow	51	6	0	8.50	76.12	0	10	19
Richard Spooner	49	5	1	12.25	53.85	0	9	24
Richard O'Hagan	47	4	0	11.75	78.33	0	8	24
Chris Lovewell	40	1	0	40.00	190.48	0	6	40
Adam Rawlings	34	4	0	8.50	66.67	0	4	20
David Lander	31	3	0	10.33	35.23	0	3	18
Ady White	30	4	1	10.00	75.00	0	4	13
Peterjon Williams	30	3	0	10.00	65.22	1	3	16
Archie White	30	4	3	30.00	136.36	0	4	19
Sam Hennell	23	2	0	11.50	51.11	0	2	23
Nick Loftus	18	3	0	6.00	54.55	0	2	14
Adam Tattan	18	1	1	-	94.74	0	2	18
Nick Richardson	13	2	0	6.50	92.86	0	2	11
Matt Yates	12	1	0	12.00	70.59	0	2	12
Simon Hennell	10	1	0	10.00	58.82	0	2	10
Asif Teja	9	5	4	9.00	31.03	0	1	6
Dave Harrison	9	2	2	-	-	0	0	8
David Hewes	8	1	1	-	27.59	0	0	8
Phil Hewlett	7	1	0	7.00	21.21	0	1	7
Ben Hobbs	5	1	0	5.00	55.56	0	1	5
Jonny Barnett	4	7	3	1.00	8.16	0	0	1
Will Clarke	2	1	0	2.00	20.00	0	0	2
Harry Leitch	1	1	1	-	33.33	0	0	1
Caitlin Macken	1	1	0	1.00	25.00	0	0	1
Tom Martin	1	1	0	1.00	33.33	0	0	1
Shaf Dad	0	2	0	0.00	0.00	0	0	0
Walter Seymore	0	1	1	-	-	0	0	0
Jack Mendy	0	1	1	-	0.00	0	0	0

Partnerships

Highest Partnership by Wicket

Wicket	Names	Score	Opposition
1	Josh Tollerfield & Chris Russell	135	High Wycombe
2	Peter Jupp & David Jones	325	Old Citizens
3	Peter Jupp & David Jones	151*	Hit or Miss
4	Nick Johnson & Peter Jupp	140	Odney
5	Matt Hewlett & Alistair Cossins	155	Sonning
6	Alistair Cossins & Farooq Hussain	46	Slough
7	Chris Russell & Farooq Hussain	35	Slough
8	Richard Spooner & David Lander	35	Midnight
9	Jamie Fryer & Asif Teja	35	Widmer End St Margarets
10	Nick Loftus & Jonny Barnett	12	The Lee

Century Partnerships

Wicket	Names	Score	Opposition
2	Peter Jupp & David Jones	325	Old Citizens
5	Matt Hewlett & Alistair Cossins	155	Sonning
3	Peter Jupp & David Jones	151*	Hit or Miss
4	Nick Johnson & Peter Jupp	140	Odney
1	Josh Tollerfield & Chris Russell	135	High Wycombe
4	Simon Fox & Peter Jupp	131*	Arkley
1	David Jones & Josh Tollerfield	123	High Wycombe
2	David Hewes & Josh Tollerfield	119*	High Wycombe
3	Peter Jupp & James Sempill	116*	Old Isleworthians
3	Matt Reavey & Peter Jupp	116	Knotty Green
1	Matt Reavey & David Adams	106	West Herts

Season Bowling

NAME	OVERS	MAIDENS	RUNS	WICKETS	ECONOMY RATE	STRIKE RATE	AVERAGE
David Adams	73.1	17	197	20	2.69	21.95	9.85
David Jones	52	8	224	19	4.31	16.42	11.79
Richard O'Hagan	63	5	269	22	4.27	17.18	12.23
Jeremy Knox	66.3	6	365	23	5.51	17.35	15.87
Archie White	62.5	0	371	17	5.94	22.18	21.82
Matt Hewlett	124	15	586	21	4.73	35.43	27.90
Jonny Barnett	59.3	1	381	13	6.42	27.46	29.31
Nick Loftus	41	2	189	6	4.61	41.00	31.50
Jamie Fryer	99	12	522	15	5.27	39.60	34.80
Asif Teja	50	7	257	6	5.14	50.00	42.83
Alex Woest	41	2	238	5	5.80	49.20	47.60

Best Bowling

Name	Figures	Opposition
Matt Hewlett	5-14	Little Missenden

Also Bowled

NAME	OVERS	MAIDENS	RUNS	WICKETS	ECONOMY RATE	STRIKE RATE	AVERAGE
James Sempill	39.4	0	219	9	5.56	26.44	24.33
Robert Fryer	20	4	85	8	4.25	15.00	10.63
Chris Lovewell	31.2	1	142	8	4.55	23.50	17.75
Josh Tollerfield	35	2	142	8	4.06	26.25	17.75
Ben Hobbs	27.3	4	85	8	3.11	20.63	10.63
Ben Cross	27	0	169	7	6.26	23.14	24.14
Ilya Joel-Pitcher	12	5	22	5	1.83	14.40	4.40
Simon Hennell	14	2	34	5	2.43	16.80	6.80
Chris Russell	20.5	2	97	5	4.73	25.00	19.40
Phil Cross	12	1	36	4	3.00	18.00	9.00
Will Clarke	9	0	63	4	7.00	13.50	15.75
Ben Marlow	15	1	70	3	4.67	30.00	23.33
Caitlin Macken	18	0	133	3	7.39	36.00	44.33
Farooq Hussain	8.4	2	40	3	4.76	17.33	13.33
Nick Johnson	13	3	38	3	2.92	26.00	12.67
Harry Leitch	6	0	41	2	6.83	18.00	20.50
Walter Seymore	5	0	34	1	6.80	30.00	34.00
Chris Herriott	4	1	17	1	4.25	24.00	17.00
Richard Spooner	5	0	52	1	10.40	30.00	52.00
Ady White	8	0	88	1	11.00	48.00	88.00
Paul Goodchild	5	0	51	1	10.20	30.00	51.00
Alex Adams	2	0	12	0	6.00		
Adam Rawlings	2	0	16	0	8.00		
Adam Tattan	10	0	59	0	5.90		
Shaf Dad	6	0	36	0	6.00		
Archie Dodds	7	0	38	0	5.43		
Steve Smith	3	0	22	0	7.33		
Jack Mendy	5	0	27	0	5.40		
Phil Hewlett	8	0	46	0	5.75		

Season Fielding

Player	Catches
Sam Martin	18
James Sempill	12
David Jones	9
Josh Tollerfield	8
Jamie Fryer	8
Peter Jupp	8
Alex Woest	7
Jeremy Knox	6
Chris Russell	6
Adam Rawlings	5
Chris Lovewell	4
Ben Marlow	4
Matt Hewlett	4
Simon Fox	4
Jonny Barnett	3
Dave Harrison	3
Alistair Cossins	3
Matt Reavey	3
Archie White	3
Nick Loftus	2
Ben Cross	2
Paul Goodchild	2

Player	Catches
Richard O'Hagan	2
Walter Seymore	2
Nick Johnson	2
Steve Smith	1
Ady White	1
Shaf Dad	1
Robert Fryer	1
Asif Teja	1
David Adams	1
Rob Sutherland	1
Richard Spooner	1
Will Clarke	1
Peterjon Williams	1
Ben Hobbs	1
Harry Leitch	1

Player	Stumpings
Alistair Cossins	3
Simon Fox	2
Dave Harrison	1
Sam Martin	1

Player	Run Outs
David Adams	2
Alistair Cossins	2
Josh Tollerfield	1
Jonny Barnett	1
David Lander	1
Jack Mendy	1
Richard Spooner	1
Jeremy Knox	1

Top 25 Batting and Catching

Player	Runs	Innings	Not Out	Average	Strike Rate	100's	50's	Top Score
David Jones	4448	89	17	61.78	127.18	12	22	190
Tim Coombes	17343	414	77	51.46	74.18	42	109	206
Dave Harrison	6615	173	33	47.25	77.47	12	43	160
Chris Russell	3592	91	13	46.05	104.00	10	17	155
Peter Jupp	18088	484	82	45.00	96.89	42	123	163
David Adams	2487	76	17	42.15	109.20	3	11	190
John Matthews	2682	95	21	36.24	-	0	17	96
Chris Fletcher	4114	146	20	32.65	80.42	10	14	230
Peter Rigelsford	3725	141	18	30.28	-	5	20	111
David Bannister	4397	163	12	29.12	-	2	28	120
Andy Coombes	9922	413	67	28.68	44.40	7	63	129
Nick Collison	3337	136	15	27.58	-	6	18	152
Matthew Bannister	3397	162	35	26.75	-	4	17	133
Sam Martin	2066	96	15	25.51	73.09	1	11	106
Brian Bate	5926	281	47	25.32	-	1	21	168
Chris Herriott	4383	219	43	24.90	100.00	3	17	107
Steve Exton	2811	135	21	24.66	92.59	1	13	152
Matt Reavey	9137	449	57	23.31	63.86	5	46	106
Dave Oxley	11680	598	80	22.55	-	2	50	105
Simon Hennell	1284	75	17	22.14	56.31	0	4	74
Jack Mendy	3223	185	37	21.78	118.24	2	11	104
David Boccock	1561	83	11	21.68	-	0	6	85
Elliott Ketteringham	1339	72	10	21.60	-	1	6	115
Tyler Armiger	2970	169	31	21.52	96.00	2	15	141
Ian Robertson	969	61	15	21.07	-	1	0	133

Player	Catches	Player	Catches	Player	Catches
David Lander	307	Toby Howick	114	David Bonnett	86
Brian Bate	237	Dave Harrison	114	Tyler Armiger	85
Peter Jupp	228	Mark Gloyens	112	Paul Goodchild	74
Matt Reavey	197	Matthew Bannister	101	Adrian Heath	73
Andy Coombes	196	Nick Collison	95	Rob Sutherland	73
Dave Oxley	193	Cliff Culbert	94	Chris Herriott	72
Tim Coombes	168	Nick Loftus	93	Ronnie Langston	71
Huw James	158	Robert Fryer	92		
Steve Exton	123	Jack Mendy	88		

Top 25 Bowling

NAME	OVERS	MAIDENS	RUNS	WICKETS	ECONOMY RATE	STRIKE RATE	AVERAGE
Dave Oxley	4038	578	12029	1050	2.98	23.07	11.46
Dave Bonnett	3311	727	9230	666	2.79	29.83	13.86
Andy Coombes	1762	478	7738	522	4.39	20.25	14.82
Rudi Walcott	4501	1054	12627	824	2.81	32.77	15.32
Tim Coombes	3001	502	8765	571	2.92	31.53	15.35
Chris Herriott	1826	295	5745	345	3.15	31.76	16.65
John Rigelsford	1608	339	5355	319	3.33	30.24	16.79
Robert Fryer	2988	661	9278	544	3.11	32.96	17.06
Peter Rigelsford	310	52	1218	71	3.93	26.20	17.15
David Adams	521.5	92	1943	112	3.73	27.96	17.35
Graham Buchanan	345	62	1175	67	3.41	30.90	17.54
Alan Turner	1209	182	3461	196	2.86	37.01	17.66
Simon Hennell	680.5	94	2828	156	4.16	26.19	18.13
Toby Howick	2550	502	7917	436	3.10	35.09	18.16
David Lander	2702	702	10172	547	3.76	29.64	18.60
Oliver Andrews	340	50	1453	77	4.27	26.49	18.87
David Bocock	595	93	2191	116	3.68	30.78	18.89
John Welch	388	42	1675	85	4.32	27.39	19.71
Reece Raven	558	76	2116	105	3.79	31.89	20.15
Cliff Culbert	2173	259	9116	447	4.20	29.17	20.39
Jack Mendy	1398.3	220	6064	297	4.34	28.25	20.42
David Jones	422.2	48	2136	103	5.06	24.60	20.74
John Fotheringham	1866	301	6535	315	3.50	35.54	20.75
Steve Pratt	708	89	2937	138	4.15	30.78	21.28
Paul Goodchild	3354.1	466	14764	671	4.40	29.99	22.00

Club Records

Most Innings

David Lander	828
Dave Oxley	598
Peter Jupp	484
Matt Reavey	449
Tim Coombes	414
Andy Coombes	413
Ronnie Langston	330
Cliff Culbert	288
Rob Sutherland	286
Brian Bate	281

Most Runs

Peter Jupp	18088
Tim Coombes	17343
David Lander	12222
Dave Oxley	11680
Andy Coombes	9922
Matt Reavey	9137
Dave Harrison	6615
Brian Bate	5926
David Jones	4448
David Bannister	4397

Most Not Outs

Paul Goodchild	117
David Lander	108
Rudi Walcott	106
Cliff Culbert	102
Peter Jupp	82
Dave Oxley	80
Tim Coombes	77
Robert Fryer	73
Andy Coombes	67
Ronnie Langston	58

Most Overs

Rudi Walcott	4501
Dave Oxley	4038
Paul Goodchild	3354.1
Dave Bonnett	3311
Tim Coombes	3001
Robert Fryer	2988
David Lander	2702
Toby Howick	2550
Cliff Culbert	2173
Nick Loftus	1923.5

Most Maidens

Rudi Walcott	1054
Dave Bonnett	727
David Lander	702
Robert Fryer	661
Dave Oxley	578
Tim Coombes	502
Toby Howick	502
Andy Coombes	478
Paul Goodchild	466
John Rigelsford	339

Most Wickets

Dave Oxley	1050
Rudi Walcott	824
Paul Goodchild	671
Dave Bonnett	666
Tim Coombes	571
David Lander	547
Robert Fryer	544
Andy Coombes	522
Cliff Culbert	447
Toby Howick	436

Club Records

Record Partnerships by Wicket

Wicket	Names	Score	Opposition	Year
1	Jack Mendy & Chris Russell	176	Little Marlow CC	2017
2	Peter Jupp & David Jones	325	Old Citizens	2021
3	Chris Fletcher & Steve Exton	244	Rivets	2012
4	Peter Jupp & David Adams	184	Fulmer	2017
5	Matt Yates & Sam Martin	203	Fladbury	2018
6	Sam Martin & Josh Tollerfield	96	Octopus	2018
7	Peter Jupp & Oli Andrews	91	Croxley Guild of Sport	2016
8	Steve Exton & Jack Mendy	106	Little Missenden	2017
9	Jack Mendy & Paul Goodchild	79	Boxmoor	2011
10	Tyler Armiger & Nick Loftus	44	Little Missenden	2013

Top 10 Partnerships

Number	Names	Score	Opposition	Year	Wicket
1	Peter Jupp & David Jones	325	Old Citizens	2021	2
2	Peter Jupp & David Adams	271	Hillingdon Manor	2018	2
3	Peter Jupp & James Sempill	251	Barnville	2018	2
4	Sam Martin & David Jones	207	Hit or Miss	2016	2
5	Matt Yates & Sam Martin	203	Fladbury	2018	5
6	David Adams & Peter Jupp	184	Fulmer	2017	4
7	Sam Martin & David Jones	182	Odney	2018	3
8	Jack Mendy & Tim Coombes	179	Kays	2015	3
9	Jack Mendy & Chris Russell	176	Little Marlow	2017	1
10	Peter Jupp & Matt Reavey	168	Rivets	2013	2

Club Records

Most Stumpings

Steve Exton	29
Sam Martin	7
Dave Harrison	6
Alistair Cossins	3
William Spry	3
Simon Fox	3
Chris Russell	2
James Sempill	2
Tyler Armiger	1
George Russell	1
Richard Spooner	1
Jamie Hazeldine	1
Matt Yates	1
Richard O'Hagan	1
David Cranfield	1

Most Run Outs

Steve Exton	13
Nick Loftus	6
Jack Mendy	5
Josh Tollerfield	5
David Adams	4
George Michell	3
Tyler Armiger	3
Jonny Barnett	3
James Sempill	3
Sam Martin	3
Simon Hennell	2
Alistair Cossins	2
William Spry	2
Jamie Hazeldine	2
Richard O'Hagan	2
Paul Goodchild	1
David Lander	1
Sam Hennell	1
Richard Spooner	1
Oliver Andrews	1
Rob Sutherland	1
David Hewes	1
Ben Cross	1
Matt Yates	1
Callum Sempill	1
Tom Stables	1
Adam Tattan	1
Jeremy Knox	1
Mark Gloyens	1
Kiran Shanmugam	1
Will Smith	1
Matt Reavey	1
Ady White	1

Century Makers

Name	Centuries	
Peter Jupp	42	163
Tim Coombes	42	206
David Jones	12	190
Dave Harrison	12	160
Chris Fletcher	10	230
Chris Russell	10	155
Andy Coombes	7	129
Nick Collison	6	152
Peter Rigelsford	5	111
Matt Reavey	5	106
Matthew Bannister	4	133
David Adams	3	190
Oliver Andrews	3	107
Chris Herriott	3	107
David Lander	3	117
Josh Tollerfield	3	172
Alistair Cossins	3	141
Dave Oxley	2	105
David Bannister	2	120
Simon Andrews	2	143
George Russell	2	122
Paul Gibson	2	113
Jack Mendy	2	104
Tyler Armiger	2	141
David Hewes	2	116
Greg Fitzpatrick	1	130
Stuart Thompson	1	100
Mike Ribardo	1	103
Matt Yates	1	112
Chris Bollom	1	122
Sam Hennell	1	109
Elliott Ketteringham	1	115
Sam Martin	1	106
Ian Robertson	1	133
Steve Exton	1	152
Mark Townsend	1	100
Brian Bate	1	168
Paul Winkworth	1	118

Fifty Makers

Name	Fifties	Name	Fifties
Peter Jupp	123	R Westlake	3
Tim Coombes	109	Rob Sutherland	3
Andy Coombes	63	Phil Hewlett	3
Dave Oxley	50	Richard Cawley	2
Matt Reavey	46	Steve Pratt	2
Dave Harrison	43	Alistair Cossins	2
David Lander	41	David Hewes	2
David Bannister	28	Stuart Thompson	2
David Jones	22	S Morrison	2
Brian Bate	21	George Russell	2
Peter Rigelsford	20	Simon Ryan	2
Nick Collison	18	Simon Dale	2
Chris Russell	17	Andy Rodbourne	2
Matthew Bannister	17	John Welch	2
Chris Herriott	17	Mark Townsend	1
John Matthews	17	Peter Lofty	1
Huw James	16	Neil Buchanan	1
Tyler Armiger	15	Dean Munday	1
Chris Fletcher	14	Ryan Mackie	1
Steve Exton	13	G Cummings	1
Sam Martin	11	Tom Peacock	1
David Adams	11	G Hallett	1
Jack Mendy	11	Paul Munday	1
Josh Tollerfield	9	Greg Fitzpatrick	1
James Sempill	8	Clive Greenstreet	1
Mark Lander	8	Ben Howard	1
Mark Gloyens	8	Daryl Chiles	1
Toby Howick	7	Iain McGowan	1
Chris Loftus	7	David Bonnett	1
David Cranfield	7	J Smith	1
Elliott Ketteringham	6	Mike Ribaud	1
Ian Boccock	6	James Oakden	1
David Boccock	6	Alan Turner	1
Nick Loftus	6	John Fotheringham	1
Simon Andrews	5	Paul Winkworth	1
Callum Sempill	5	John Hennessy	1
Chris Bollom	5	R Heime	1
Ian Jones	4	Will Smith	1
Simon Fox	4	Ross McSorley	1
Simon Hennell	4	William Spry	1
Sam Hennell	4	Simon Briggs	1
Paul Gibson	4	M Exton	1
Oliver Andrews	4	Andrew Biffa	1
Nick Johnson	3	M Fitzpatrick	1
George Culbert	3	Archie Dodds	1
Rudi Walcott	3		
Adrian Heath	3		
Tim Bonnett	3		

Top Bowling Performances

9 Wickets in an Innings

J Wilkins	9-4
Dave Oxley	9-13
Dave Bonnett	9-14
Tim Coombes	9-16
Alan Turner	9-34

8 Wickets in an Innings

M Vyver	8-5
J Bartholomew	8-9
Dave Oxley	8-11
John Fotheringham	8-18
Toby Howick	8-22
M Vyver	8-23
Paul Goodchild	8-29
J Matthews	8-32
Dave Oxley	8-38
John Fotheringham	8-44
David Lander	8-63

7 Wickets in an Innings

Toby Howick - 7-9
G Wilkins - 7-9
G Wilkins - 7-11
G Wilkins - 7-12
Toby Howick - 7-13
John Fotheringham - 7-13
Dave Bonnett - 7-14
R Miles - 7-14
Chris Herriott - 7-17
David Lander - 7-18
Dave Oxley - 7-18
R Oxley - 7-18
Rudi Walcott - 7-18
R Miles - 7-21
Tim Bonnett - 7-22
Dave Jones - 7-25
A Slade - 7-25
Robert Fryer - 7-25
J Wilkins - 7-26
Andy Coombes - 7-27

W Leonard - 7-29
Dave Bonnett - 7-29
Dave Bonnett - 7-29
Tim Coombes - 7-30
Chris Wildey - 7-31
D Brackley 7-31
R Batchelor - 7-33
Robert Fryer - 7-34
Robert Fryer - 7-34
Reece Raven - 7-34
R Green - 7-35
Rudi Walcott - 7-39
N Charrington - 7-43
Cliff Culbert - 7-45
Dave Bonnett - 7-52
Tim Coombes - 7-58
Cliff Culbert - 7-82
Tim Coombes - 7-84

6 Wickets in an Innings

- 12 Dave Oxley
- 8 Tim Coombes
- 7 Rudi Walcott, Robert Fryer
- 6 J Wilkins
- 5 M Vyver, John Rigelsford, Chris Wildey
- 4 A Slade, Dave Bonnett, W Leonard, Toby Howick, Paul Goodchild
- 3 G Wilkins, D Brackley, N Charrington
- 2 David Lander, A Turner, R Oxley, Jack Mendy, Nick Loftus
- 1 John Fotheringham, S Woods, R Bartlett, R Miles, D Palmer, B Oxley, C liff Culbert, Dave Jones, Matt Reavey, James Oakden, Ian Robertson, Neil Buchanan, Simon Andrews, Chris Fletcher, Simon Hennell, Tyler Armiger, T Glewis, Chris Herriott

Career Batting

Player	Runs	Innings	NO	Average	Strike Rate	6's	4's	Top Score
Adams, David	2487	76	17	42.15	109.20	57	288	190
Anderson, D	183	27	7	9.15	-	0	0	28
Andrews, Oliver	1183	53	21	36.97	77.92	32	122	107
Armiger, Tyler	2970	169	31	21.52	96.00	78	314	141
Bannister, David	4397	163	12	29.12	-	0	0	120
Bannister, Matthew	3397	162	35	26.75	-	0	0	133
Barnett, Jonny	9	13	5	1.13	10.59	0	0	5
Bate, Brian	5926	281	47	25.32	-	0	0	168
Bate, Malcolm	509	62	19	11.84	-	0	0	31
Bocock, David	1561	83	11	21.68	-	0	0	85
Bocock, Ian	810	52	4	16.88	-	0	0	62
Bonnett, David	1493	219	40	8.34	-	0	0	49
Bonnett, Tim	1084	83	16	16.18	-	0	0	93
Boyd, Dave	450	50	2	9.38	-	0	0	47
Briggs, Simon	393	56	5	7.71	34.66	0	9	68
Buchanan, Graham	184	23	10	14.15	-	0	0	39
Buchanan, Jim	304	47	7	7.60	-	0	0	35
Buchanan, Neil	629	41	4	17.00	-	0	0	65
Carpenter, Richard	113	21	4	6.65	-	0	0	24
Cawley, Richard	505	33	3	16.83	-	0	0	56
Chiles, Daryl	525	52	5	11.17	-	0	0	54
Clarke, Will	68	18	4	4.86	35.16	0	6	23
Collison, Nick	3337	136	15	27.58	-	0	0	152
Coombes, Andy	9922	413	67	28.68	44.40	0	9	129
Coombes, Tim	17343	414	77	51.46	74.18	1	26	206
Cossins, Alistair	662	18	3	44.13	109.29	24	90	141
Cross, Ben	291	38	10	10.39	54.72	0	39	47
Cross, Phil	54	5	0	10.80	45.00	0	10	25
Culbert, Cliff	1750	288	102	9.41	-	0	0	42
Culbert, George	572	42	6	15.89	-	0	0	62
Culbert, Josh	201	31	6	8.04	-	0	0	21
Cummings, G	310	21	6	20.67	-	0	0	51
Dad, Shaf	0	2	0	0.00	0.00	0	0	0
Dale, Simon	429	45	11	12.62	83.17	2	25	91
Dodds, Archie	55	1	0	55.00	152.78	0	10	55
Dover, Neil	201	23	1	9.14	-	0	0	40
Drummond, Ian	170	44	6	4.47	29.81	1	20	33
Exton, Steve	2811	135	21	24.66	92.59	80	260	152
Ferrigno, Vince	887	52	4	18.48	-	0	0	67
Fitzpatrick, M	804	42	4	21.16	-	0	0	87
Fletcher, Chris	4114	146	20	32.65	80.42	4	36	230
Fotheringham, John	1280	138	30	11.85	-	0	0	50
Fox, Simon	664	30	5	26.56	78.32	4	98	71
Fryer, Jamie	325	55	18	8.78	59.37	0	53	35
Fryer, Robert	1268	168	73	13.35	76.92	1	13	45
Gibson, Paul	978	32	3	33.72	-	0	0	113
Gloyens, Mark	2275	207	25	12.50	65.50	2	33	64
Goodchild, Adam	157	87	36	3.08	-	0	0	16

Career Batting

Player	Runs	Innings	Not Out	Average	Strike Rate	6's	4's	Top Score
Goodchild, Paul	371	242	117	2.97	30.35	0	15	16
Greenstreet, Clive	605	46	13	18.33	-	0	0	62
Hallett, G	347	25	6	18.26	-	0	0	51
Harrison, Dave	6615	173	33	47.25	77.47	0	35	160
Hayford, Paul	26	20	0	1.30	-	0	0	9
Hazeldine, Jamie	369	59	9	7.38	67.79	1	21	28
Heath, Adrian	1297	101	10	14.25	-	0	0	90
Heime, R	317	24	2	14.41	-	0	0	62
Hennell, Sam	592	18	3	39.47	116.99	8	94	109
Hennell, Simon	1284	75	17	22.14	56.31	0	44	74
Hennessy, John	521	51	9	12.40	-	0	0	58
Henry, Grant	434	55	11	9.86	98.71	7	18	43
Herriott, Chris	4383	219	43	24.90	100.00	8	14	107
Hewes, David	535	19	4	35.67	70.27	0	72	116
Hewlett, Matt	405	39	13	15.58	67.33	1	56	43
Hewlett, Phil	264	13	1	22.00	65.99	1	43	70
Hobbs, Ben	91	9	0	10.11	61.24	1	9	33
Howick, Toby	2820	238	57	15.58	-	0	0	78
Hussain, Farooq	57	4	1	19.00	75.00	2	5	40
James, Huw	4001	235	26	19.14	160.00	1	6	94
Joel-Pitcher, Ilya	74	7	3	18.50	57.53	0	7	32
Johnson, Nick	191	3	0	63.67	103.24	5	25	74
Jones, David	4448	89	17	61.78	127.18	139	605	190
Jones, Ian	1654	127	6	13.67	-	0	0	57
Jupp, Peter	18088	484	82	45.00	96.89	51	515	163
Ketteringham, Elliott	1339	72	10	21.60	-	0	0	115
Knox, Jeremy	192	13	2	17.45	157.38	7	28	43
Lander, David	12222	828	108	16.98	43.34	0	58	117
Lander, Mark	1226	79	13	18.58	67.70	8	52	91
Langston, Ronnie	1616	330	58	5.94	-	0	0	33
Leitch, Harry	192	19	2	11.29	115.13	6	23	39
Leybourne, Steve	9	3	1	4.50	90.00	0	1	9
Loftus, Chris	2463	176	15	15.30	67.67	0	55	66
Loftus, Nick	2344	204	43	14.56	74.84	1	130	93
Lofty, Peter	829	125	24	8.21	-	0	0	56
Lovewell, Chris	438	39	8	14.13	94.95	1	48	40
Lowe, David	156	45	9	4.33	-	0	0	20
Macken, Caitlin	1	2	0	0.50	10.00	0	0	1
Marlow, Ben	95	9	1	11.88	88.79	0	18	35
Martin, Sam	2066	96	15	25.51	73.09	19	270	106
Martin, Tom	19	7	1	3.17	50.00	0	3	9
Matthews, John	2682	95	21	36.24	-	0	0	96
McGowan, Iain	640	37	2	18.29	-	0	0	92
McLean, Duncan	327	91	18	4.48	-	0	0	15
McSorley, Ross	266	24	8	16.63	-	0	0	64
Mendy, Jack	3223	185	37	21.78	118.24	43	213	104
Michell, George	92	26	6	4.60	30.00	0	6	25
Morrison, S	437	33	3	14.57	-	0	0	77

Career Batting

Player	Runs	Innings	Not Out	Average	Strike Rate	6's	4's	Top Score
Munday, Dean	256	22	6	16.00	-	0	0	61
Oakden, James	421	29	8	20.05	-	0	0	54
O'Hagan, Richard	329	40	12	11.75	89.61	3	45	30
Oxley, Dave	11680	598	80	22.55	-	0	0	105
Parry, Colin	699	144	31	6.19	-	0	0	23
Peacock, Tom	65	1	1	-	141.30	1	11	65
Pegden, Ken	358	55	11	8.14	-	0	0	36
Pratt, Steve	1159	112	15	11.95	-	0	0	56
Raven, Reece	684	54	9	15.20	-	0	0	47
Rawlings, Adam	53	7	0	7.57	72.58	0	7	20
Reavey, Matt	9137	449	57	23.31	63.86	4	137	106
Ribaudo, Damien	317	34	14	15.85	-	0	0	41
Ribaudo, Mike	502	32	7	20.08	-	0	0	103
Richardson, Nick	189	32	4	6.75	59.73	0	29	41
Rigelsford, John	1922	167	34	14.45	-	0	0	76
Rigelsford, Peter	3725	141	18	30.28	-	0	0	111
Robertson, Ian	969	61	15	21.07	-	0	0	133
Russell, Chris	3592	91	13	46.05	104.00	87	492	155
Ryan, Simon	666	38	2	18.50	-	0	0	72
Sempill, Callum	976	73	21	18.77	94.50	17	123	79
Sempill, James	1824	127	10	15.59	57.40	0	175	89
Seymore, Walter	38	7	2	7.60	81.48	0	7	15
Slade, Jack	37	25	10	2.47	25.29	0	2	9
Smart, Tony	248	30	3	9.19	45.16	0	1	34
Smith, Steve	1486	201	16	8.03	32.97	2	145	49
Smith, Will	368	22	1	17.52	58.82	3	47	57
Spooner, Richard	770	142	15	6.06	41.11	1	87	36
Spry, William	324	42	7	9.26	61.84	0	33	71
Sutherland, Rob	2604	286	14	9.57	53.02	3	164	62
Tattan, Adam	269	55	11	6.11	52.24	3	22	43
Teja, Asif	37	13	4	4.11	30.19	0	3	8
Thompson, Stuart	1211	83	10	16.59	0.00	0	3	100
Tollerfield, Josh	1704	56	8	35.50	154.69	39	265	172
Townsend, Mark	377	28	9	19.84	-	0	0	100
Turner, Alan	1122	95	17	14.38	-	0	0	90
Walcott, Rudi	1605	255	106	10.77	-	0	0	82
Ward, Michael	244	75	29	5.30	-	0	0	18
Wartak, Parag	195	30	7	8.48	43.32	1	16	34
Welch, John	1168	127	32	12.29	-	0	0	56
White, Ady	69	11	2	7.67	63.89	0	9	16
White, Archie	129	26	10	8.06	48.40	0	11	19
Willey, Chris	270	57	26	8.71	33.33	0	1	39
Winkworth, Paul	755	33	4	26.03	-	0	0	118
Woest, Alex	39	10	2	4.88	42.39	0	7	14
Yates, Matt	540	36	6	18.00	79.52	8	76	112

-

Career Bowling

NAME	OVERS	MAIDENS	RUNS	WICKETS	ECONOMY RATE	STRIKE	AVERAGE
Adams, Alex	2	0	12	0	6.00		
Adams, David	521.5	92	1943	112	3.73	27.96	17.35
Adams, Stephen	90	26	298	15	3.31	36.00	19.87
Anderson, D	161	27	715	23	4.44	42.00	31.09
Andrews, Oliver	340	50	1453	77	4.27	26.49	18.87
Andrews, Simon	123	22	334	24	2.72	30.75	13.92
Armiger, Tyler	872.4	91	4236	173	4.86	30.27	24.49
Bannister, Matt	843	62	4697	186	5.57	27.19	25.25
Barnett, Jonny	92.3	2	627	18	6.79	30.83	34.83
Bate, Malcolm	635	105	2232	89	3.51	42.81	25.08
Beane, Andrew	237	27	1092	44	4.61	32.32	24.82
Bocock, David	595	93	2191	116	3.68	30.78	18.89
Bonnett, Dave	3311	727	9230	666	2.79	29.83	13.86
Bonnett, Tim	427	53	1944	70	4.55	36.60	27.77
Briggs, Simon	61	2	476	20	7.80	18.30	23.80
Buchanan, Graham	345	62	1175	67	3.41	30.90	17.54
Buchanan, Neil	150	17	693	31	4.62	29.03	22.35
Cawley, Richard	73	4	397	17	5.44	25.76	23.35
Chapman, Baz	124	14	574	14	4.63	53.14	41.00
Chiles, Daryl	216	16	1112	39	5.15	33.23	28.51
Clarke, Will	158	5	972	37	6.15	25.62	26.27
Collison, Nick	64	4	427	14	6.67	27.43	30.50
Coombes, Andy	1762	478	7738	522	4.39	20.25	14.82
Coombes, Tim	3001	502	8765	571	2.92	31.53	15.35
Cranfield, David	71.1	7	401	24	5.64	17.79	16.71
Crofts, Andrew	62	2	456	10	7.35	37.20	45.60
Cross, Ben	246	17	1543	41	6.27	36.00	37.63
Cross, Phil	20	1	71	4	3.55	30.00	17.75
Culbert, Cliff	2173	259	9116	447	4.20	29.17	20.39
Culbert, George	54	3	245	7	4.54	46.29	35.00
Culbert, Josh	160	13	892	22	5.58	43.64	40.55
Dad, Shaf	6	0	36	0	6.00		
Dale, Simon	290	17	1546	49	5.33	35.51	31.55
Davies, Michael	58	4	262	7	4.52	49.71	37.43
Dodds, Archie	7	0	38	0	5.43		
Fernando, S	54	5	291	9	5.39	36.00	32.33
Fletcher, Chris	886	116	3720	165	4.20	32.22	22.55
Fotheringham, John	1866	301	6535	315	3.50	35.54	20.75
Fryer, Jamie	491.2	27	2845	83	5.79	35.52	34.28
Fryer, Robert	2988	661	9278	544	3.11	32.96	17.06
Goodchild, Paul	3354.1	466	14764	671	4.40	29.99	22.00
Greenstreet, Ryan	57	2	341	10	5.98	34.20	34.10
Hazeldine, Jamie	54	1	391	10	7.24	32.40	39.10
Heath, Adrian	81	11	425	19	5.25	25.58	22.37
Hennell, Simon	680.5	94	2828	156	4.16	26.19	18.13
Hennessy, John	346	51	1390	57	4.02	36.42	24.39
Henry, Grant	356	31	1901	59	5.34	36.20	32.22
Herriott, Chris	1826	295	5745	345	3.15	31.76	16.65

Career Bowling

NAME	OVERS	MAIDENS	RUNS	WICKETS	ECONOMY RATE	STRIKE	AVERAGE
Hewlett, Matt	320.2	43	1471	56	4.59	34.32	26.27
Hewlett, Phil	27	2	158	7	5.85	23.14	22.57
Hobbs, Ben	72.3	7	330	13	4.56	33.46	25.38
Howick, Toby	2550	502	7917	436	3.10	35.09	18.16
Hussain, Farooq	8.4	2	40	3	4.76	17.33	13.33
Hyde, Michael	135	28	505	20	3.74	40.50	25.25
Joel-Pitcher, Ilya	67.5	13	333	23	4.93	17.70	14.48
Johnson, Nick	13	3	38	3	2.92	26.00	12.67
Jones, David	422.2	48	2136	103	5.06	24.60	20.74
Jordan, M	71	5	426	15	6.00	28.40	28.40
Jupp, Peter	218.4	14	1171	43	5.36	30.51	27.23
Ketteringham, Elliott	138	8	646	35	4.68	23.66	18.46
Knox, Jeremy	105.3	9	551	32	5.23	19.78	17.22
Lander, David	2702	702	10172	547	3.76	29.64	18.60
Lander, Mark	184	10	1020	29	5.54	38.07	35.17
Langston, Ronnie	268	27	914	69	3.41	23.30	13.25
Leitch, Harry	105.1	12	582	28	5.54	22.54	20.79
Loftus, Chris	142	14	772	24	5.44	35.50	32.17
Loftus, Nick	1923.5	219	8347	369	4.34	31.28	22.62
Lofty, Peter	378	25	2138	87	5.66	26.07	24.57
Lovewell, Chris	259.4	13	1487	53	5.73	29.40	28.06
Macken, Caitlin	18	0	133	3	7.39	36.00	44.33
Marlow, Ben	15	1	70	3	4.67	30.00	23.33
Matthews, John	145	29	587	31	4.05	28.06	18.94
McSorley, Ross	183	18	963	37	5.26	29.68	26.03
Mendy, Jack	1398.3	220	6064	297	4.34	28.25	20.42
Michell, George	134	15	715	21	5.34	38.29	34.05
Oakden, James	158	26	606	41	3.84	23.12	14.78
O'Hagan, Richard	231.2	9	1353	59	5.85	23.53	22.93
Oxley, Dave	4038	578	12029	1050	2.98	23.07	11.46
Parry, Colin	97	10	443	21	4.57	27.71	21.10
Pratt, Steve	708	89	2937	138	4.15	30.78	21.28
Raven, Reece	558	76	2116	105	3.79	31.89	20.15
Rawlings, Adam	2	0	16	0	8.00		
Reavey, Matt	171	10	1138	37	6.65	27.73	30.76
Ribaudo, Damian	449	65	1704	72	3.80	37.42	23.67
Ribaudo, Mike	224	30	946	36	4.22	37.33	26.28
Rigelsford, John	1608	339	5355	319	3.33	30.24	16.79
Rigelsford, Peter	310	52	1218	71	3.93	26.20	17.15
Robertson, Ian	370	85	1500	52	4.05	42.69	28.85
Russell, Chris	321.3	36	1490	66	4.64	29.23	22.58
Sempill, Callum	468.3	39	2483	82	5.30	34.28	30.28
Sempill, James	334.2	17	2247	72	6.72	27.86	31.21
Seymore, Walter	47.4	2	274	12	5.78	23.83	22.83
Shanmugam, Kiran	66	4	407	9	6.17	44.00	45.22
Slade, Jack	183	7	1029	33	5.62	33.27	31.18
Smith, J	133	38	402	31	3.02	25.74	12.97
Smith, Steve	61.2	1	559	14	9.13	26.29	39.93

Career Bowling

NAME	OVERS	MAIDENS	RUNS	WICKETS	ECONOMY RATE	STRIKE	AVERAGE
Spooner, Richard	41	1	375	8	9.15	30.75	46.88
Stables, Tom	80.4	5	422	16	5.25	30.25	26.38
Strutt, Simon	53	5	242	9	4.57	35.33	26.89
Tattan, Adam	254.2	23	1509	42	5.94	36.33	35.93
Teja, Asif	83	8	424	13	5.11	38.31	32.62
Thompson, Stephen	56	5	262	4	4.68	84.00	65.50
Thompson, Stuart	266	22	1258	34	4.73	46.94	37.00
Tollerfield, Josh	171.3	18	905	38	5.28	27.08	23.82
Townsend, Mark	252	50	747	42	2.96	36.00	17.79
Turner, Alan	1209	182	3461	196	2.86	37.01	17.66
Walcott, Rudi	4501	1054	12627	824	2.81	32.77	15.32
Ward, Michael	238	25	995	46	4.18	31.04	21.63
Wartak, Parag	290.2	36	1392	41	4.80	42.49	33.95
Welch, John	388	42	1675	85	4.32	27.39	19.71
White, Ady	13	0	139	2	10.69	39.00	69.50
White, Archie	220.4	5	1388	59	6.30	22.44	23.53
Willey, Chris	711	64	3135	130	4.41	32.82	24.12
Woest, Alex	43	2	267	5	6.21	51.60	53.40
Yashoman, Thiya	53.3	1	334	9	6.27	35.67	37.11
Yates, Matt	69.5	3	527	10	7.58	41.90	52.70

Career Fielding

Name	Catches	Stumpings	Run Outs	Name	Catches	Stumpings	Run Outs
Adams, David	31	0	4	Bocock, David	31	0	0
Almond, Ian	1	0	0	Bocock, Ian	14	0	0
Anderson, D	4	0	0	Bollom, Chris	7	0	0
Andrews, Oliver	15	0	1	Bonnett, David	86	0	0
Andrews, Simon	13	0	0	Bonnett, Tim	23	0	0
Andrews, T	10	0	0	Boyd, Dave	9	0	0
Armiger, Tyler	85	1	3	Briggs, Simon	14	0	0
Austin, M	1	0	0	Buchanan, Graham	16	0	0
Austin, Mark	1	0	0	Buchanan, Jim	8	0	0
Bannister, David	66	0	0	Buchanan, Neil	19	0	0
Bannister, Matt	1	0	0	Byrne, Adam	1	0	0
Bannister, Matthew	101	0	0	Carpenter, Richard	7	0	0
Barnett, Jonny	5	0	3	Cawley, Richard	12	0	0
Bate, Brian	237	0	0	Chapman, B	12	0	0
Bate, Malcolm	31	0	0	Chiles, Daryl	9	0	0
Bate, Richard	9	0	0	Clarke, Will	7	0	0
Beane, Andrew	13	0	0	Collison, Nick	95	0	0
Biffa, Andrew	1	0	0	Coombes, Andy	196	0	0

Career Fielding

Name	Catches	Stumpings	Run Outs	Name	Catches	Stumpings	Run Outs
Coombes, Tim	168	0	0	Hewes, David	11	0	1
Cossins, Alistair	6	3	2	Hewlett, Matt	14	0	0
Cranfield, David	7	1	0	Hewlett, Phil	4	0	0
Cross, Ben	6	0	1	Hildreth, J	4	0	0
Cross, Phil	3	0	0	Hobbs, Ben	3	0	0
Culbert, Cliff	94	0	0	Howick, Toby	114	0	0
Culbert, George	17	0	0	Hyde, Michael	2	0	0
Culbert, Josh	11	0	0	Jackson-Wagner, Alex	1	0	0
Cummings, G	13	0	0	James, Huw	158	0	0
Dad, Shaf	1	0	0	Joel-Pitcher, Ilya	4	0	0
Dale, Simon	18	0	0	Johnson, Nick	2	0	0
Davies, Michael	4	0	0	Jones, David	63	0	0
Dover, Neil	5	0	0	Jones, Ian	15	0	0
Drummond, Ian	3	0	0	Jupp, Peter	228	0	0
Egan, Matt	2	0	0	Jupp, Simon	1	0	0
Exton, Steve	123	29	13	Ketteringham, Elliott	33	0	0
Fafinski, Stuart	6	0	0	Knapton, Mark	6	0	0
Ferrigno, Vince	23	0	0	Knox, Jeremy	8	0	1
Fitzpatrick, Greg	6	0	0	Lander, David	307	0	1
Fitzpatrick, M	15	0	0	Lander, Mark	20	0	0
Fletcher, Chris	52	0	0	Langston, Ronnie	71	0	0
Folkard, Peter	3	0	0	Leitch, Harry	16	0	0
Fotheringham, John	66	0	0	L'Esperance, Simon	2	0	0
Fox, Simon	15	3	0	Loftus, Chris	48	0	0
Foxall, Tom	1	0	0	Loftus, Nick	93	0	6
Fryer, Jamie	21	0	0	Lofty, Peter	39	0	0
Fryer, Robert	92	0	0	Lovewell, Chris	21	0	0
Gibson, Paul	15	0	0	Lowe, David	13	0	0
Gloyens, Mark	111	0	1	Marlow, Ben	8	0	0
Gloynes, Mark	1	0	0	Martin, Sam	49	7	3
Goodchild, Adam	23	0	0	Matthews, John	38	0	0
Goodchild, Paul	74	0	1	Mattingley, Sam	1	0	0
Greenstreet, Clive	39	0	0	McGowan, Iain	16	0	0
Greenstreet, Ryan	1	0	0	McLean, Duncan	46	0	0
Hallett, G	9	0	0	McSorley, Ross	2	0	0
Harrison, Dave	114	6	0	Mendy, Jack	88	0	5
Hayford, Paul	2	0	0	Michell, George	6	0	3
Haynes, Nick	1	0	0	Morrison, S	11	0	0
Hazeldine, Jamie	18	1	2	Munday, Dean	7	0	0
Heath, Adrian	73	0	0	Munday, Paul	4	0	0
Heime, R	6	0	0	Oakden, James	10	0	0
Hennell, Sam	5	0	1	O'Hagan, Richard	7	1	2
Hennell, Simon	29	0	2	Oxley, Dave	193	0	0
Hennessy, John	15	0	0	Parrett, Ryan	2	0	0
Henry, Grant	29	0	0	Parry, Colin	44	0	0
Herriott, Chris	72	0	0	Payne, Teddy	1	0	0

Career Fielding

Name	Catches	Stumpings	Run Outs	Name	Catches	Stumpings	Run Outs
Pegden, Ken	32	0	0	Turner, Alan	37	0	0
Pratt, Steve	42	0	0	Walcott, Rudi	65	0	0
Ramzan, Mohammed	1	0	0	Ward, Michael	36	0	0
Randall, Bob	2	0	0	Wartak, Parag	10	0	0
Randall, Robert	2	0	0	Washington, Paul	3	0	0
Rankin, George	2	0	0	Welch, John	45	0	0
Raven, Reece	18	0	0	Westlake, R	4	0	0
Rawlings, Adam	5	0	0	White, Ady	1	0	1
Reavey, Matt	197	0	1	White, Archie	15	0	0
Ribaudo, Damien	18	0	0	Wildey, Chris	27	0	0
Ribaudo, Mike	11	0	0	Wildman, Craig	7	0	0
Richardson, Nick	9	0	0	Williams, D	2	0	0
Rigelsford, John	52	0	0	Williams, Peterjon	16	0	0
Rigelsford, Peter	61	0	0	Winkworth, Paul	7	0	0
Robertson, Ian	32	0	0	Woest, Alex	7	0	0
Rodbourne, Andy	4	0	0	Yashoman, Thiya	3	0	0
Russell, Chris	61	2	0	Yates, Matt	7	1	1
Russell, George	4	1	0				
Ryan, Simon	20	0	0				
Sanford, Michael	6	0	0				
Sempill, Callum	23	0	1				
Sempill, James	60	2	3				
Seymore, Walter	7	0	0				
Shanmugam, Kiran	8	0	1				
Shergill, Ken	1	0	0				
Slade, Jack	7	0	0				
Smart, Tony	7	0	0				
Smith, J	4	0	0				
Smith, Steve	36	0	0				
Smith, Will	13	0	1				
Spooner, Richard	27	1	1				
Spry, William	18	3	2				
Stables, Tom	4	0	1				
Strutt, Simon	4	0	0				
Sutherland, Rob	73	0	1				
Sutton, Charlie	1	0	0				
Sutton, Christian	1	0	0				
Tattan, Adam	6	0	1				
Teja, Asif	6	0	0				
Thompson, Heath	1	0	0				
Thompson, Stephen	12	0	0				
Thompson, Stuart	26	0	0				
Tilly, Nathan	1	0	0				
Tollerfield, Charlie	1	0	0				
Tollerfield, Josh	33	0	5				
Townsend, Mark	7	0	0				