

Penn Street Cricket Club

2023

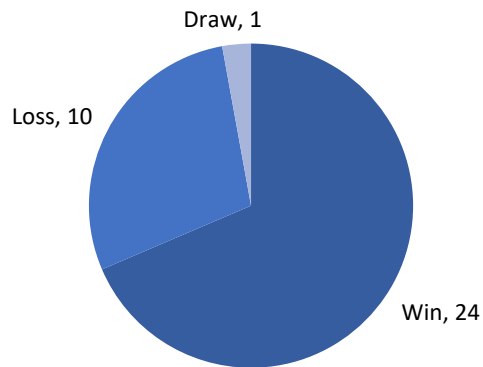
Season



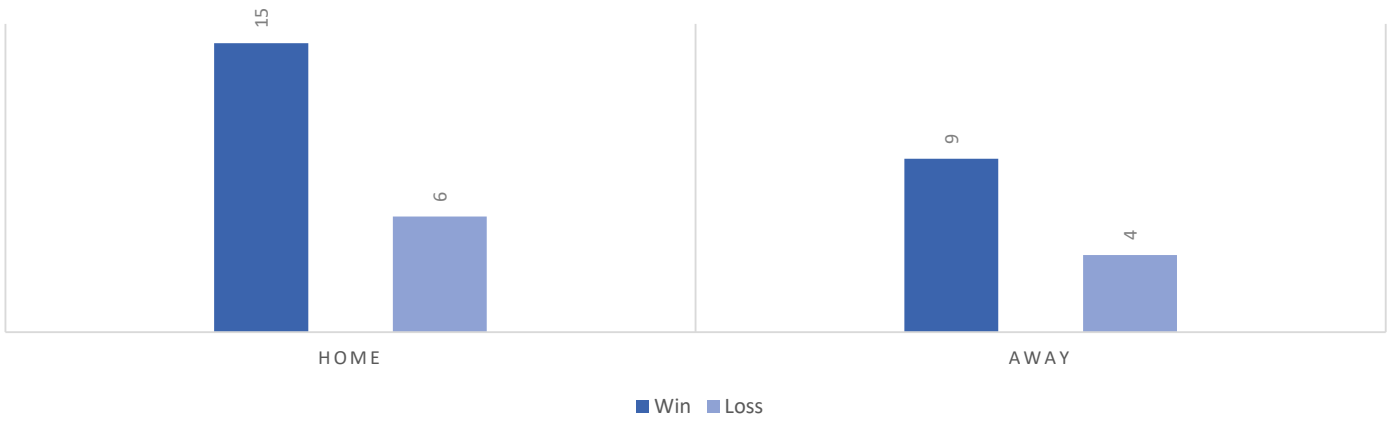
Compiled by Cally Sutherland and Steve Smith

Season Stats

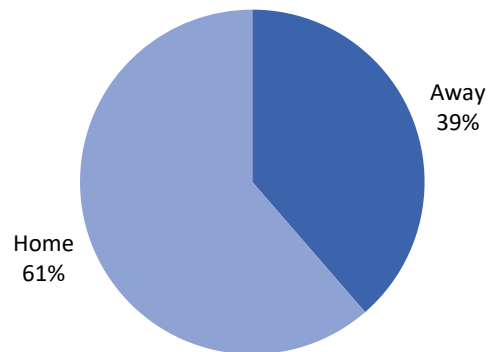
PSCC WINS AND LOSSES



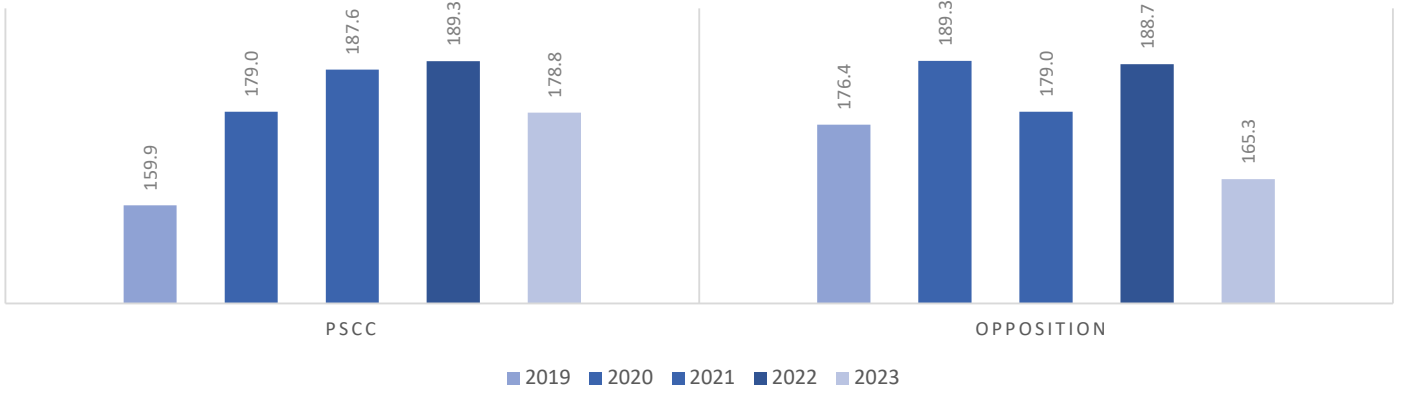
HOME/AWAY RESULTS



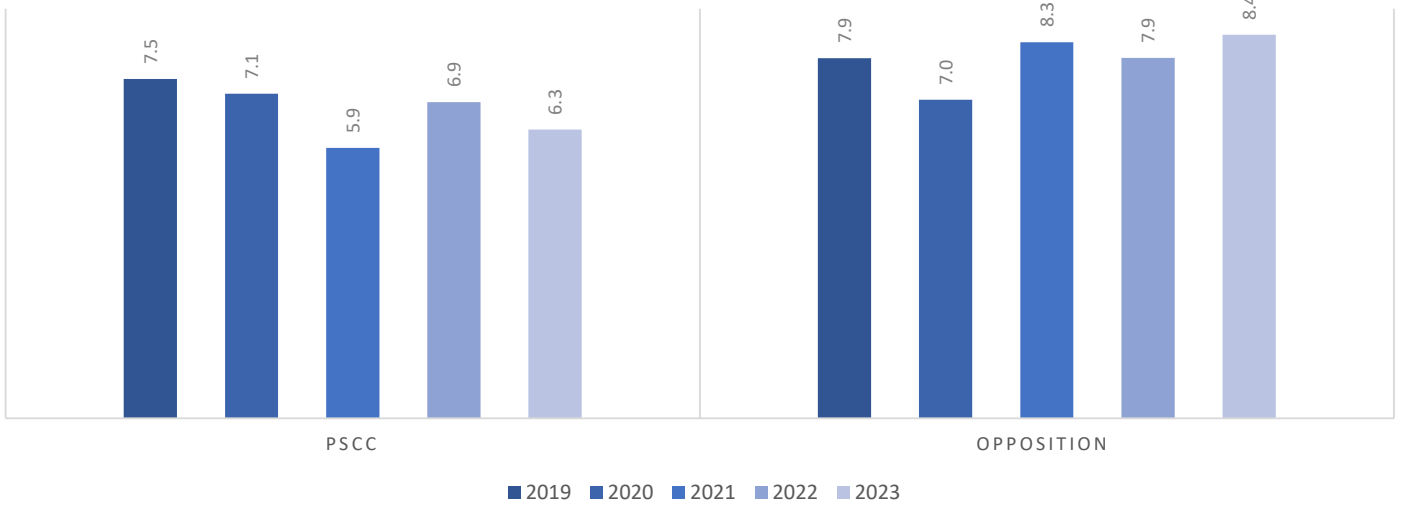
HOME VS AWAY MATCHES



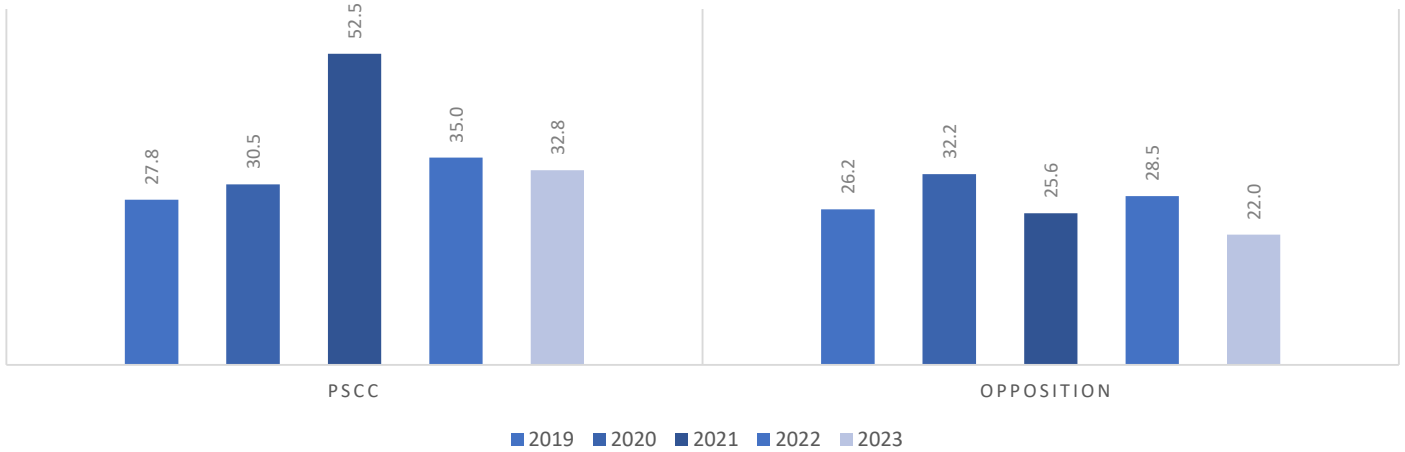
AVERAGE TOTAL



AVERAGE NUMBER OF WICKETS LOST



AVERAGE RUNS PER WICKET



Season Batting

Player	Runs	Innings	Not Out	Average	Strike Rate	6's	4's	Top Score
Peter Jupp	366	9	4	73.20	90.82	3	52	92
Vishal Goundar	633	13	2	57.55	161.50	38	71	121
Chris Russell	687	17	3	49.07	98.38	15	92	110
Josh Tollerfield	432	11	2	48.00	144.48	16	60	110
David Jones	259	10	3	37.00	90.19	4	38	66
James Sempill	229	10	2	28.63	70.90	1	37	60
Jeremy Knox	194	10	3	27.71	125.69	6	26	50
Matt Hewlett	87	13	9	21.75	63.95	2	10	23
Matt Reavey	191	9	0	21.22	54.29	0	18	50
Sam Saunders	194	11	0	17.64	144.07	10	21	30
Asif Teja	49	8	3	9.80	42.24	0	5	17
Ajith Pillai	95	10	0	9.50	72.00	1	12	20

Sixes Cup

Player	6's
Vishal Goundar	38
David Adams	23
Josh Tollerfield	16
Chris Russell	15
Sam Saunders	10
Jeremy Knox	6
David Jones	4
Peter Jupp	3
Chris Lovewell	2
Nick Johnson	2
Matt Hewlett	2
Simon Fox	1
Simon Hennell	1
James Sempill	1
Ajith Pillai	1
Callum Sempill	1
Ben Marlow	1
Adam Tattan	1

Best Batting

Player	Score	Opposition
David Adams	183	Star
Vishal Goundar	121	Fladbury
Chris Russell	110	Hit or Miss
Josh Tollerfield	110	Chorleywood
David Adams	109	Whitchurch

Also Batted

Player	Runs	Innings	Not Out	Average	Strike Rate	6's	4's	Top Score
David Adams	448	7	4	149.33	153.09	23	54	183
Sam Martin	116	7	0	16.57	56.49	0	17	43
Steve Smith	114	7	1	19.00	45.97	0	17	46
Ben Marlow	103	7	1	17.17	58.86	1	15	22
Simon Fox	81	3	1	40.50	129.82	1	12	62
Sam Hennell	68	2	1	68.00	89.66	0	15	42
Chris Lovewell	61	3	0	20.33	95.31	2	5	42
Ed Hulme	53	5	1	13.25	66.25	0	8	20
Nick Johnson	51	2	2	-	150.00	2	7	42
Richard O'Hagan	50	6	2	12.50	63.29	0	6	27
Adam Tattan	47	4	1	15.67	59.49	1	5	19
Nick Loftus	46	4	1	15.33	60.27	0	5	43
Simon Hennell	42	1	1	-	87.50	1	5	42
Tyler Armiger	41	2	1	41.00	91.11	0	7	22
Ben Hobbs	31	5	1	7.75	56.60	0	5	15
Rob Sutherland	29	6	0	4.83	25.97	0	3	11
Archie White	27	3	1	13.50	41.18	0	3	20
Jonny Barnett	24	6	1	4.80	42.86	0	1	16
Ben Parkin	15	1	0	15.00	150.00	0	3	15
Adam Rawlings	15	3	0	5.00	34.88	0	0	11
Charlie Partridge	15	1	0	15.00	-	0	2	15
Sam Woodhead	14	1	0	14.00	51.85	0	2	14
Rizwan Raja	10	1	1	-	33.33	0	0	10
Kiri Velau	10	4	1	3.33	14.29	0	1	4
Callum Sempill	9	1	0	9.00	56.25	1	0	9
Rocco Jupp	8	2	0	4.00	21.62	0	0	6
Caitlin Macken	7	4	2	3.50	70.00	0	1	7
Ady White	7	1	0	7.00	70.00	0	1	7
Alex Adams	5	1	1	-	45.45	0	1	5
Asjad Baig	5	1	0	5.00	26.32	0	0	5
Richard Spooner	5	3	0	1.67	20.83	0	0	5
Phil Cross	1	1	1	-	100.00	0	0	1
Rob Welsh	1	1	0	1.00	16.67	0	0	1
Paul Goodchild	1	1	0	1.00	6.67	0	0	1
Ahmad Irfan	0	1	0	0.00	0.00	0	0	0
Steve Exton	0	1	0	0.00	0.00	0	0	0
Jamie Fryer	0	4	0	0.00	0.00	0	0	0
Jillian Poulin	0	1	0	0.00	0.00	0	0	0

Partnerships

Highest Partnership by Wicket

Wicket	Names	Score	Opposition
1	James Sempill & David Adams	144	Whitchurch
2	Josh Tollerfield & Chris Russell	102	Ley Hill
3	Josh Tollerfield & Chris Russell	120	Bamville
4	Nick Loftus & David Adams	162	Star
5	Vishal Goundar & Ed Hulme	91	Winchmore Hill
6	Vishal Goundar & Richard O'Hagan	101	Chiltern Crusaders
7	Vishal Goundar & Nick Johnson	106	Fladbury
8	Sam Martin & Matt Hewlett	34	Paddington
9	Asif Teja & Simon Fox	49	Elite
10	Nick Loftus & Matt Hewlett	14	Paddington

Century Partnerships

Wicket	Names	Score	Opposition
4	Nick Loftus & David Adams	162	Star
1	James Sempill & David Adams	144	Whitchurch
1	James Sempill & Chris Russell	142	The Lee
1	Chris Russell & Josh Tollerfield	120	Penn & Tyler's Green
3	Josh Tollerfield & Chris Russell	120	Bamville
7	Vishal Goundar & Nick Johnson	106	Fladbury
4	Vishal Goundar & Ben Marlow	102	Penn & Tyler's Green
2	Josh Tollerfield & Chris Russell	102	Ley Hill
6	Vishal Goundar & Richard O'Hagan	101	Chiltern Crusaders

Season Bowling

NAME	OVERS	MAIDENS	RUNS	WICKETS	ECONOMY RATE	STRIKE RATE	AVERAGE
Vishal Goundar	111	21	408	35	3.68	19.03	11.66
Matt Hewlett	110.1	26	370	31	3.36	21.32	11.94
Nick Loftus	41.1	10	198	16	4.82	15.44	12.38
David Adams	41	6	147	10	3.59	24.60	14.70
Ben Hobbs	40.4	4	207	11	5.12	22.18	18.82
Jeremy Knox	51.4	9	197	10	3.83	31.00	19.70
Jamie Fryer	81.2	9	347	17	4.27	28.71	20.41
Sam Saunders	101	9	542	23	5.37	26.35	23.57
Caitlin Macken	42.2	2	205	5	4.86	50.80	41.00
Archie White	42	9	273	5	6.50	50.40	54.60

Best Bowling

Name	Figures	Opposition
Richard O'Hagan	6-11	Soho Collective
Vishal Goundar	5-6	Kimble
Nick Loftus	5-10	The Lee
Steve Smith	5-28	Penn Street Village
David Jones	5-36	Winchmore Hill

Also Bowled

NAME	OVERS	MAIDENS	RUNS	WICKETS	ECONOMY RATE	STRIKE RATE	AVERAGE
David Jones	37.2	7	169	14	4.54	16.00	12.07
Richard O'Hagan	33.5	2	255	14	7.61	14.50	18.21
Jonny Barnett	34.3	1	289	9	8.43	23.00	32.11
Nick Johnson	16	1	55	7	3.44	13.71	7.86
Asif Teja	37	4	189	7	5.11	31.71	27.00
Steve Smith	19	1	102	6	5.37	19.00	17.00
Rocco Jupp	15	0	71	5	4.73	18.00	14.20
Charlie Partridge	16	2	74	4	4.63	24.00	18.50
Alex Adams	15	0	118	4	7.87	22.50	29.50
Chris Russell	13.2	4	39	3	2.95	26.67	13.00
Simon Hennell	8	3	18	2	2.25	24.00	9.00
Adam Rawlings	2	0	6	2	3.00	6.00	3.00
Chris Lovewell	10	0	52	2	5.20	30.00	26.00
Ed Hulme	16.4	1	52	2	3.17	50.00	26.00
Josh Tollerfield	11	2	18	2	1.64	33.00	9.00
Ben Marlow	2	0	17	2	8.50	6.00	8.50
Jillian Poulin	2	0	30	1	15.00	12.00	30.00
Ajith Pillai	13	0	93	1	7.15	78.00	93.00
Rizwan Raja	4	1	14	1	3.50	24.00	14.00
Paul Goodchild	2	0	18	1	9.00	12.00	18.00
James Sempill	5	1	22	1	4.40	30.00	22.00
Grant Henry	6.3	0	23	1	3.65	39.00	23.00
Robert Fryer	8	1	30	0	3.75		
Phil Cross	4	0	32	0	8.00		
Adam Tattan	3	0	22	0	7.33		
Tyler Armiger	7	0	16	0	2.29		

Season Fielding

Player	Catches
Chris Russell	16
Vishal Goundar	12
Sam Martin	11
David Jones	11
David Adams	9
Josh Tollerfield	7
Jeremy Knox	7
Matt Hewlett	7
Sam Saunders	5
Ben Hobbs	5
Matt Reavey	4
Ajith Pillai	4
Simon Fox	4
James Sempill	3
Richard O'Hagan	3
Jamie Fryer	3
Grant Henry	2
Nick Loftus	2
Asif Teja	2
Tyler Armiger	2
Archie White	2
Peter Jupp	2

Player	Catches
Sam Hennell	2
Chris Lovewell	2
Callum Sempill	1
Rocco Jupp	1
Ben Marlow	1
Ady White	1
Rizwan Raja	1
Steve Smith	1
Steve Exton	1
Richard Spooner	1
Alex Adams	1
Jonny Barnett	1

Player	Stumpings
David Jones	2
Sam Martin	2
Steve Exton	1

Player	Run Outs
Chris Russell	2
Jeremy Knox	1
Josh Tollerfield	1
Ajith Pillai	1

Top 25 Batting and Catching

Qualification: 60 innings

Player	Runs	Innings	Not Out	Average	Strike Rate	100's	50's	Top Score
David Jones	5243	115	22	56.38	125.36	13	26	190
Tim Coombes	17346	415	77	51.32	72.20	42	109	206
Dave Harrison	6623	174	33	46.97	75.56	12	43	160
Chris Russell	4896	124	19	46.63	101.78	11	27	155
David Adams	3419	97	22	45.59	115.80	5	17	190
Peter Jupp	18804	505	88	45.09	95.85	43	128	163
Josh Tollerfield	2537	77	11	38.44	152.62	4	18	172
John Matthews	2682	95	21	36.24	-	0	17	96
Chris Fletcher	4114	146	20	32.65	80.42	10	14	230
Peter Rigelsford	3725	141	18	30.28	-	5	20	111
David Bannister	4397	163	12	29.12	-	2	28	120
Andy Coombes	9922	413	67	28.68	44.40	7	63	129
Nick Collison	3337	136	15	27.58	-	6	18	152
Matt Bannister	3461	165	36	26.83	76.19	4	17	133
Brian Bate	5926	281	47	25.32	-	1	21	168
Chris Herriott	4383	219	43	24.90	100.00	3	17	107
Sam Martin	2446	116	16	24.46	71.20	1	12	106
Steve Exton	2811	136	21	24.44	92.51	1	13	152
Matt Reavey	9734	467	58	23.80	66.69	6	51	106
Dave Oxley	11680	598	80	22.55	-	2	50	105
Simon Hennell	1354	80	19	22.20	59.36	0	4	74
David Boccock	1561	83	11	21.68	-	0	6	85
Elliott Ketteringham	1339	72	10	21.60	-	1	6	115
Jack Mendy	3223	187	37	21.49	118.03	2	11	104
Tyler Armiger	3016	173	32	21.39	95.50	2	15	141

Player	Catches	Player	Catches	Player	Catches
David Lander	307	Dave Harrison	114	Jack Mendy	89
Brian Bate	237	Toby Howick	114	Tyler Armiger	89
Peter Jupp	235	Mark Gloyens	112	David Bonnett	86
Matt Reavey	202	Matt Bannister	102	David Jones	85
Andy Coombes	196	Nick Loftus	97	Rob Sutherland	77
Dave Oxley	193	Nick Collison	95	Sam Martin	77
Tim Coombes	169	Cliff Culbert	94	Paul Goodchild	75
Huw James	158	Robert Fryer	93		
Steve Exton	124	Chris Russell	90		

Top 25 Bowling

Qualification: 300 overs

NAME	OVERS	MAIDENS	RUNS	WICKETS	ECONOMY RATE	STRIKE RATE	AVERAGE
Dave Oxley	4038	578	12029	1050	2.98	23.07	11.46
Dave Bonnett	3311	727	9230	666	2.79	29.83	13.86
Andy Coombes	1762	478	7738	522	4.39	20.25	14.82
Rudi Walcott	4501	1054	12627	824	2.81	32.77	15.32
Tim Coombes	3004	503	8774	571	2.92	31.57	15.37
Chris Herriott	1827	295	5761	345	3.15	31.77	16.70
John Rigelsford	1608	339	5355	319	3.33	30.24	16.79
David Adams	667	118	2442	145	3.66	27.60	16.84
Peter Rigelsford	310	52	1218	71	3.93	26.20	17.15
Robert Fryer	3049.3	671	9583	555	3.14	32.97	17.27
Graham Buchanan	345	62	1175	67	3.41	30.90	17.54
Alan Turner	1209	182	3461	196	2.86	37.01	17.66
Toby Howick	2550	502	7917	436	3.10	35.09	18.16
Simon Hennell	720.5	99	3004	165	4.17	26.21	18.21
David Lander	2702	702	10172	547	3.76	29.64	18.60
Oliver Andrews	340	50	1453	77	4.27	26.49	18.87
David Boccock	595	93	2191	116	3.68	30.78	18.89
John Welch	388	42	1675	85	4.32	27.39	19.71
Reece Raven	558	76	2116	105	3.79	31.89	20.15
Cliff Culbert	2173	259	9116	447	4.20	29.17	20.39
John Fotheringham	1866	301	6535	315	3.50	35.54	20.75
Jack Mendy	1409.3	220	6162	297	4.37	28.47	20.75
David Jones	504.5	61	2578	123	5.11	24.63	20.96
Chris Russell	353.5	41	1651	78	4.67	27.22	21.17
Steve Pratt	713	89	2957	139	4.15	30.78	21.27

Club Records

Most Innings

David Lander	829
Dave Oxley	598
Peter Jupp	505
Matt Reavey	467
Tim Coombes	415
Andy Coombes	413
Ronnie Langston	330
Rob Sutherland	301
Cliff Culbert	288
Brian Bate	281

Most Not Outs

Paul Goodchild	120
David Lander	109
Rudi Walcott	106
Cliff Culbert	102
Peter Jupp	88
Dave Oxley	80
Tim Coombes	77
Robert Fryer	75
Andy Coombes	67
Matt Reavey	58

Most Maidens

Rudi Walcott	1054
Dave Bonnett	727
David Lander	702
Robert Fryer	671
Dave Oxley	578
Tim Coombes	503
Toby Howick	502
Andy Coombes	478
Paul Goodchild	466
John Rigelsford	339

Most Runs

Peter Jupp	18804
Tim Coombes	17346
David Lander	12227
Dave Oxley	11680
Andy Coombes	9922
Matt Reavey	9734
Dave Harrison	6623
Brian Bate	5926
David Jones	5243
Chris Russell	4896

Most Overs

Rudi Walcott	4501
Dave Oxley	4038
Paul Goodchild	3400
Dave Bonnett	3311
Robert Fryer	3049.3
Tim Coombes	3004
David Lander	2702
Toby Howick	2550
Cliff Culbert	2173
Nick Loftus	2006

Most Wickets

Dave Oxley	1050
Rudi Walcott	824
Paul Goodchild	682
Dave Bonnett	666
Tim Coombes	571
Robert Fryer	555
David Lander	547
Andy Coombes	522
Cliff Culbert	447
Toby Howick	436

Club Records

Record Partnerships by Wicket (2010-2023)

Wicket	Names	Score	Opposition	Year
1	Chris Fletcher & Peter Jupp	216	GTA Zebras	2010
2	Peter Jupp & David Jones	325	Old Citizens	2021
3	Chris Fletcher & Steve Exton	244	Rivets	2012
4	Peter Jupp & David Adams	184	Fulmer	2017
5	Matt Yates & Sam Martin	203	Fladbury	2018
6	Vishal Goundar & Richard O'Hagan	101	Chiltern Crusaders	2023
7	Vishal Goundar & Nick Johnson	106	Fladbury	2023
8	Steve Exton & Jack Mendy	106	Little Missenden	2017
9	Jack Mendy & Paul Goodchild	79	Boxmoor	2011
10	Tyler Armiger & Nick Loftus	44	Little Missenden	2013

Top 10 Partnerships (2010-2023)

Number	Names	Score	Opposition	Year	Wicket
1	Peter Jupp & David Jones	325	Old Citizens	2021	2
2	Peter Jupp & David Adams	271	Hillingdon Manor	2018	2
3	Peter Jupp & James Sempill	251	Bamville	2018	2
4	Steve Exton & Chris Fletcher	244	Rivets	2012	3
5	Chris Fletcher & Peter Jupp	216	GTA Zebras	2010	1
6	Sam Martin & David Jones	207	Hit or Miss	2016	2
7	Matt Yates & Sam Martin	203	Fladbury	2018	5
8	Chris Fletcher & Peter Jupp	195	Rivets	2010	2
9	Chris Russell & James Sempill	185	Corse Lawn	2022	2
10	David Adams & Peter Jupp	184	Fulmer	2017	4

Club Records

From 2010

Most Stumpings

Steve Exton	30
Sam Martin	12
Dave Harrison	7
Simon Fox	5
William Spry	3
Alistair Cossins	3
Richard O'Hagan	2
David Jones	2
Chris Russell	2
James Sempill	2
Richard Spooner	1
Jamie Hazeldine	1
Tyler Armiger	1
Matt Yates	1
George Russell	1
David Cranfield	1

Most Run Outs

Steve Exton	13
Josh Tollerfield	6
Nick Loftus	6
Jonny Barnett	5
Jack Mendy	5
David Adams	4
James Sempill	4
Tyler Armiger	3
George Michell	3
Sam Martin	3
Jamie Hazeldine	2
William Spry	2
Chris Russell	2
Simon Hennell	2
Jeremy Knox	2
Richard O'Hagan	2
Alistair Cossins	2
Tom Stables	1
David Lander	1
David Hewes	1
Mark Gloyens	1
Sam Hennell	1
Matt Reavey	1
Ajith Pillai	1
Matt Yates	1
Ady White	1
Oliver Andrews	1
Will Smith	1
Paul Goodchild	1
Matt Hewlett	1
Adam Tattan	1
Callum Sempill	1
Richard Spooner	1
Kiran Shanmugam	1
Rob Sutherland	1
Ben Cross	1
Archie White	1
David Jones	1
Jamie Fryer	1

Century Makers

Name	Centuries	Top Score
Peter Jupp	43	163
Tim Coombes	42	206
David Jones	13	190
Dave Harrison	12	160
Chris Russell	11	155
Chris Fletcher	10	230
Andy Coombes	7	129
Nick Collison	6	152
Matt Reavey	6	106
Peter Rigelsford	5	111
David Adams	5	190
Matt Bannister	4	133
Josh Tollerfield	4	172
Alistair Cossins	3	141
David Lander	3	117
Chris Herriott	3	107
Oliver Andrews	3	107
Jack Mendy	2	104
David Hewes	2	116
Simon Andrews	2	143
Tyler Armiger	2	141
David Bannister	2	120
George Russell	2	122
Dave Oxley	2	105
Paul Gibson	2	113
Chris Bollom	1	122
Ian Robertson	1	133
Elliott Ketteringham	1	115
Jamie Fryer	1	115
Mark Townsend	1	100
Matt Yates	1	112
Greg Fitzpatrick	1	130
Sam Hennell	1	109
Mike Ribaudo	1	103
Sam Martin	1	106
Stuart Thompson	1	100
Steve Exton	1	152
Paul Winkworth	1	118
Brian Bate	1	168
Vishal Goundar	1	121

Fifty Makers

Name	Fifties	Name	Fifties
Peter Jupp	128	Rudi Walcott	3
Tim Coombes	109	Tim Bonnett	3
Andy Coombes	63	George Culbert	3
Matt Reavey	51	Alistair Cossins	3
Dave Oxley	50	Adrian Heath	3
Dave Harrison	43	S Morrison	2
David Lander	41	Richard Cawley	2
David Bannister	28	David Hewes	2
Chris Russell	27	Andy Rodbourne	2
David Jones	26	George Russell	2
Brian Bate	21	John Welch	2
Peter Rigelsford	20	Simon Dale	2
Nick Collison	18	Simon Ryan	2
Josh Tollerfield	18	Stuart Thompson	2
David Adams	17	Steve Pratt	2
Matt Bannister	17	M Fitzpatrick	1
Chris Herriott	17	Daryl Chiles	1
John Matthews	17	Ben Howard	1
Huw James	16	Neil Buchanan	1
Tyler Armiger	15	David Bonnett	1
Chris Fletcher	14	Alan Turner	1
Steve Exton	13	Archie Dodds	1
James Sempill	12	Dean Munday	1
Sam Martin	12	Simon Briggs	1
Jack Mendy	11	Clive Greenstreet	1
Nick Johnson	9	William Spry	1
Mark Lander	8	Paul Munday	1
Mark Gloyens	8	Ross McSorley	1
Toby Howick	7	Paul Winkworth	1
David Cranfield	7	Ryan Mackie	1
Chris Loftus	7	John Hennessy	1
Vishal Goundar	7	Greg Fitzpatrick	1
Simon Fox	6	Jeremy Knox	1
Elliott Ketteringham	6	Iain McGowan	1
Nick Loftus	6	Andrew Biffa	1
David Boccock	6	Asjad Baig	1
Ian Boccock	6	Will Smith	1
Sam Hennell	5	Matt Exton	1
Chris Bollom	5	G Hallett	1
Simon Andrews	5	John Fotheringham	1
Callum Sempill	5	Ben Cross	1
Paul Gibson	4	J Smith	1
Simon Hennell	4	Peter Lofty	1
Ian Jones	4	Tom Peacock	1
Oliver Andrews	4	G Cummings	1
Rob Sutherland	3	James Oakden	1
R Westlake	3	R Heime	1
Phil Hewlett	3	Mike Ribauda	1
		Mark Townsend	1

Top Bowling Performances

9 Wickets in an Innings

J Wilkins	9-4
Dave Oxley	9-13
Dave Bonnett	9-14
Tim Coombes	9-16
Alan Turner	9-34

8 Wickets in an Innings

M Vyver	8-5
J Bartholomew	8-9
Dave Oxley	8-11
John Fotheringham	8-18
Toby Howick	8-22
M Vyver	8-23
Paul Goodchild	8-29
J Matthews	8-32
Dave Oxley	8-38
John Fotheringham	8-44
David Lander	8-63

7 Wickets in an Innings

Toby Howick - 7-9
G Wilkins - 7-9
G Wilkins - 7-11
G Wilkins - 7-12
Toby Howick - 7-13
John Fotheringham - 7-13
Dave Bonnett - 7-14
R Miles - 7-14
Chris Herriott - 7-17
David Lander - 7-18
Dave Oxley - 7-18
R Oxley - 7-18
Rudi Walcott - 7-18
R Miles - 7-21
Tim Bonnett - 7-22
Dave Jones - 7-25
A Slade - 7-25
Robert Fryer - 7-25
J Wilkins - 7-26
Andy Coombes - 7-27

W Leonard - 7-29
Dave Bonnett - 7-29
Dave Bonnett - 7-29
Tim Coombes - 7-30
Chris Wildey - 7-31
D Brackley 7-31
R Batchelor - 7-33
Robert Fryer - 7-34
Robert Fryer - 7-34
Reece Raven - 7-34
R Green - 7-35
Rudi Walcott - 7-39
N Charrington - 7-43
Cliff Culbert - 7-45
Dave Bonnett - 7-52
Tim Coombes - 7-58
Cliff Culbert - 7-82
Tim Coombes - 7-84

6 Wickets in an Innings

- 12 Dave Oxley
- 8 Tim Coombes
- 7 Rudi Walcott, Robert Fryer
- 6 J Wilkins
- 5 M Vyver, John Rigelsford, Chris Wildey
- 4 A Slade, Dave Bonnett, W Leonard, Toby Howick, Paul Goodchild
- 3 G Wilkins, D Brackley, N Charrington
- 2 David Lander, A Turner, R Oxley, Jack Mendy, Nick Loftus
- 1 John Fotheringham, S Woods, R Bartlett, R Miles, D Palmer, B Oxley, C liff Culbert, Dave Jones, Matt Reavey, James Oakden, Ian Robertson, Neil Buchanan, Simon Andrews, Chris Fletcher, Simon Hennell, Tyler Armiger, T Glewis, Chris Herriott, Nick Johnson, Richard O'Hagan

Career Batting

Player	Runs	Innings	NO	Average	Strike Rate	6's	4's	Top Score
Adams, Alex	5	3	1	2.50	33.33	0	1	5
Adams, David	3419	97	22	45.59	115.80	101	398	190
Anderson, D	183	27	7	9.15	-	0	0	28
Andrews, Oliver	1183	53	21	36.97	77.92	32	122	107
Armiger, Tyler	3016	173	32	21.39	95.50	78	321	141
Baig, Asjad	73	5	0	14.60	67.59	1	10	53
Bannister, David	4397	163	12	29.12	-	0	0	120
Bannister, Matt	3461	165	36	26.83	76.19	1	5	133
Barnett, Jonny	68	28	9	3.58	27.42	0	5	16
Bate, Brian	5926	281	47	25.32	-	0	0	168
Bate, Malcolm	509	62	19	11.84	-	0	0	31
Bocock, David	1561	83	11	21.68	-	0	0	85
Bocock, Ian	810	52	4	16.88	-	0	0	62
Bonnett, David	1493	219	40	8.34	-	0	0	49
Bonnett, Tim	1084	83	16	16.18	-	0	0	93
Boyd, Dave	450	50	2	9.38	-	0	0	47
Briggs, Simon	393	56	5	7.71	34.66	0	9	68
Buchanan, Graham	184	23	10	14.15	-	0	0	39
Buchanan, Jim	304	47	7	7.60	-	0	0	35
Buchanan, Neil	629	41	4	17.00	-	0	0	65
Carpenter, Richard	113	21	4	6.65	-	0	0	24
Cawley, Richard	505	33	3	16.83	-	0	0	56
Chiles, Daryl	525	52	5	11.17	-	0	0	54
Collison, Nick	3337	136	15	27.58	-	0	0	152
Coombes, Andy	9922	413	67	28.68	44.40	0	9	129
Coombes, Tim	17346	415	77	51.32	72.20	1	26	206
Cossins, Alistair	919	28	4	38.29	107.73	31	124	141
Cross, Ben	398	42	11	12.84	59.61	0	56	76
Cross, Phil	59	7	1	9.83	46.09	0	11	25
Culbert, Cliff	1750	288	102	9.41	-	0	0	42
Culbert, George	572	42	6	15.89	-	0	0	62
Culbert, Josh	201	31	6	8.04	-	0	0	21
Cummings, G	310	21	6	20.67	-	0	0	51
Dale, Simon	429	45	11	12.62	83.17	2	25	91
Dover, Neil	201	23	1	9.14	-	0	0	40
Drummond, Ian	170	44	6	4.47	29.81	1	20	33
Egan, Matt	71	20	2	3.94	31.25	1	8	11
Exton, Steve	2811	136	21	24.44	92.51	80	260	152
Ferrigno, Vince	887	52	4	18.48	-	0	0	67
Fitzpatrick, M	804	42	4	21.16	-	0	0	87
Fletcher, Chris	4114	146	20	32.65	80.42	4	36	230
Fotheringham, John	1280	138	30	11.85	-	0	0	50
Fox, Simon	877	38	8	29.23	82.51	5	128	71
Fryer, Jamie	571	74	24	11.42	75.87	1	97	115
Fryer, Robert	1278	171	75	13.31	71.33	1	13	45
Gibson, Paul	978	32	3	33.72	-	0	0	113
Gloyens, Mark	2294	208	25	12.54	66.47	2	37	64
Goodchild, Adam	157	87	36	3.08	-	0	0	16
Goodchild, Paul	373	248	120	2.91	28.92	0	15	16
Goundar, Vishal	922	22	4	51.22	161.73	46	103	121
Greenstreet, Clive	605	46	13	18.33	-	0	0	62
Hallett, G	347	25	6	18.26	-	0	0	51

Career Batting

Player	Runs	Innings	Not Out	Average	Strike Rate	6's	4's	Top Score
Harrison, Dave	6623	174	33	46.97	75.56	0	36	160
Hayford, Paul	26	20	0	1.30	-	0	0	9
Hazeldine, Jamie	369	59	9	7.38	67.79	1	21	28
Heath, Adrian	1297	101	10	14.25	-	0	0	90
Heime, R	317	24	2	14.41	-	0	0	62
Hennell, Sam	830	23	5	46.11	119.71	15	131	109
Hennell, Simon	1354	80	19	22.20	59.36	1	53	74
Hennessy, John	521	51	9	12.40	-	0	0	58
Henry, Grant	434	55	11	9.86	98.71	7	18	43
Herriott, Chris	4383	219	43	24.90	100.00	8	14	107
Hewlett, Matt	756	68	28	18.90	65.59	4	98	49
Hobbs, Ben	160	20	1	8.42	60.68	1	20	33
Howick, Toby	2821	239	58	15.59	50.00	0	0	78
James, Huw	4003	236	26	19.06	136.00	1	6	94
Johnson, Nick	658	17	5	54.83	94.30	11	77	74
Jones, David	5243	115	22	56.38	125.36	160	709	190
Jones, Ian	1654	127	6	13.67	-	0	0	57
Jupp, Peter	18804	505	88	45.09	95.85	57	606	163
Jupp, Rocco	14	4	0	3.50	30.43	0	1	6
Ketteringham, Elliott	1339	72	10	21.60	-	0	0	115
Knox, Jeremy	541	37	6	17.45	143.20	16	79	50
Lander, David	12227	829	109	16.98	43.58	0	58	117
Lander, Mark	1226	79	13	18.58	67.70	8	52	91
Langston, Ronnie	1616	330	58	5.94	-	0	0	33
Loftus, Chris	2501	177	15	15.44	68.98	0	61	66
Loftus, Nick	2420	213	46	14.49	71.83	1	138	93
Lofty, Peter	845	126	24	8.28	76.19	0	4	56
Lovewell, Chris	561	48	10	14.76	94.01	3	61	42
Lowe, David	156	45	9	4.33	-	0	0	20
Macken, Caitlin	28	14	3	2.55	28.87	0	2	14
Marlow, Ben	311	25	2	13.52	79.13	2	50	45
Martin, Sam	2446	116	16	24.46	71.20	19	328	106
Matthews, John	2682	95	21	36.24	-	0	0	96
McGowan, Iain	640	37	2	18.29	-	0	0	92
McLean, Duncan	327	91	18	4.48	-	0	0	15
McSorley, Ross	266	24	8	16.63	-	0	0	64
Mendy, Jack	3223	187	37	21.49	118.03	43	213	104
Michell, George	92	26	6	4.60	30.00	0	6	25
Morrison, S	437	33	3	14.57	-	0	0	77
Munday, Dean	256	22	6	16.00	-	0	0	61
Oakden, James	421	29	8	20.05	-	0	0	54
O'Hagan, Richard	424	53	15	11.16	79.08	3	59	30
Oxley, Dave	11680	598	80	22.55	-	0	0	105
Parry, Colin	699	144	31	6.19	-	0	0	23
Partridge, Charlie	15	1	0	15.00	-	0	2	15
Pegden, Ken	358	55	11	8.14	-	0	0	36
Poulin, Jillian	0	2	0	0.00	0.00	0	0	0
Pratt, Steve	1179	113	15	12.03	64.52	0	4	56
Raven, Reece	684	54	9	15.20	-	0	0	47
Rawlings, Adam	177	20	2	9.83	73.12	0	19	33
Reavey, Matt	9734	467	58	23.80	66.69	4	207	106
Ribaudo, Damien	317	34	14	15.85	-	0	0	41

Career Batting

Player	Runs	Innings	Not Out	Average	Strike Rate	6's	4's	Top Score
Ribaudo, Mike	502	32	7	20.08	-	0	0	103
Richardson, Nick	189	33	4	6.52	58.94	0	29	41
Rigelsford, John	1922	167	34	14.45	-	0	0	76
Rigelsford, Peter	3725	141	18	30.28	-	0	0	111
Robertson, Ian	969	61	15	21.07	-	0	0	133
Russell, Chris	4896	124	19	46.63	101.78	106	662	155
Ryan, Simon	666	38	2	18.50	-	0	0	72
Sempill, Callum	985	74	21	18.58	93.69	18	123	79
Sempill, James	2443	153	14	17.58	62.40	1	270	96
Slade, Jack	37	25	10	2.47	25.29	0	2	9
Smart, Tony	248	30	3	9.19	45.16	0	1	34
Smith, Steve	1724	221	17	8.45	34.02	2	177	49
Smith, Will	368	22	1	17.52	58.82	3	47	57
Spooner, Richard	778	146	15	5.94	40.64	1	87	36
Spry, William	329	44	8	9.14	58.25	0	33	71
Sutherland, Rob	2718	301	15	9.50	51.63	3	180	62
Tattam, Adam	316	59	12	6.72	53.33	4	27	43
Teja, Asif	157	26	9			0	21	23
Thompson, Stuart	1225	84	10			0	6	100
Tollerfield, Charlie	25	7	2			0	2	18
Tollerfield, Josh	2537	77	11			67	374	172
Townsend, Mark	377	28	9			0	0	100
Turner, Alan	1122	95	17			0	0	90
Walcott, Rudi	1605	255	106			0	0	82
Ward, Michael	244	75	29			0	0	18
Wartak, Parag	195	30	7			1	16	34
Welch, John	1168	127	32			0	0	56
White, Ady	121	14	2			0	11	37
White, Archie	297	39	14			0	38	40
Willey, Chris	270	57	26			0	1	39
Wildman, Craig	172	27	3			0	13	19
Williams, Peterjon	215	26	4			2	21	28
Winkworth, Paul	755	33	4			0	0	118
Yates, Matt	540	36	6			8	76	112

Career Bowling

NAME	OVERS	MAIDENS	RUNS	WICKETS	ECONOMY RATE	STRIKE	AVERAGE
Adams, Alex	18	0	132	4	7.33	27.00	33.00
Adams, David	667	118	2442	145	3.66	27.60	16.84
Adams, Stephen	90	26	298	15	3.31	36.00	19.87
Anderson, D	161	27	715	23	4.44	42.00	31.09
Andrews, Oliver	340	50	1453	77	4.27	26.49	18.87
Andrews, Simon	123	22	334	24	2.72	30.75	13.92
Armiger, Tyler	894.4	91	4330	176	4.84	30.50	24.60
Bannister, Matt	843	62	4697	186	5.57	27.19	25.25
Barnett, Jonny	179.5	5	1269	37	7.07	29.16	34.30
Bate, Malcolm	635	105	2232	89	3.51	42.81	25.08
Beane, Andrew	237	27	1092	44	4.61	32.32	24.82
Bocock, David	595	93	2191	116	3.68	30.78	18.89
Bonnett, Dave	3311	727	9230	666	2.79	29.83	13.86
Bonnett, Tim	427	53	1944	70	4.55	36.60	27.77
Briggs, Simon	61	2	476	20	7.80	18.30	23.80
Buchanan, Graham	345	62	1175	67	3.41	30.90	17.54
Buchanan, Neil	150	17	693	31	4.62	29.03	22.35
Cawley, Richard	73	4	397	17	5.44	25.76	23.35
Chapman, Baz	124	14	574	14	4.63	53.14	41.00
Chiles, Daryl	216	16	1112	39	5.15	33.23	28.51
Clarke, Will	158	5	972	37	6.15	25.62	26.27
Collison, Nick	64	4	427	14	6.67	27.43	30.50
Coombes, Andy	1762	478	7738	522	4.39	20.25	14.82
Coombes, Tim	3004	503	8774	571	2.92	31.57	15.37
Cranfield, David	71.1	7	401	24	5.64	17.79	16.71
Crofts, Andrew	62	2	456	10	7.35	37.20	45.60
Cross, Ben	250	17	1571	41	6.28	36.59	38.32
Cross, Phil	40.1	2	193	8	4.81	30.13	24.13
Culbert, Cliff	2173	259	9116	447	4.20	29.17	20.39
Culbert, George	54	3	245	7	4.54	46.29	35.00
Culbert, Josh	160	13	892	22	5.58	43.64	40.55
Dale, Simon	290	17	1546	49	5.33	35.51	31.55
Davies, Michael	58	4	262	7	4.52	49.71	37.43
Fernando, S	54	5	291	9	5.39	36.00	32.33
Fletcher, Chris	886	116	3720	165	4.20	32.22	22.55
Fotheringham, John	1866	301	6535	315	3.50	35.54	20.75
Fryer, Jamie	683	45	3783	129	5.54	31.77	29.33
Fryer, Robert	3049.3	671	9583	555	3.14	32.97	17.27
Goodchild, Paul	3400	466	15159	682	4.46	29.91	22.23
Greenstreet, Ryan	57	2	341	10	5.98	34.20	34.10
Hazeldine, Jamie	54	1	391	10	7.24	32.40	39.10
Heath, Adrian	81	11	425	19	5.25	25.58	22.37
Hennell, Simon	720.5	99	3004	165	4.17	26.21	18.21
Hennessy, John	346	51	1390	57	4.02	36.42	24.39
Henry, Grant	362.3	31	1924	60	5.31	36.25	32.07
Herriott, Chris	1827	295	5761	345	3.15	31.77	16.70
Hewlett, Matt	553.3	84	2437	112	4.40	29.65	21.76
Hobbs, Ben	139.1	11	697	30	5.01	27.83	23.23
Howick, Toby	2550	502	7917	436	3.10	35.09	18.16
Hyde, Michael	135	28	505	20	3.74	40.50	25.25
Joel-Pitcher, Ilya	67.5	13	333	23	4.93	17.70	14.48
Johnson, Nick	102	12	407	35	3.99	17.49	11.63

Career Bowling

NAME	OVERS	MAIDENS	RUNS	WICKETS	ECONOMY RATE	STRIKE	AVERAGE
Jones, David	504.5	61	2578	123	5.11	24.63	20.96
Jordan, M	71	5	426	15	6.00	28.40	28.40
Jupp, Peter	218.4	14	1171	43	5.36	30.51	27.23
Ketteringham, Elliott	138	8	646	35	4.68	23.66	18.46
Knox, Jeremy	236	27	1163	60	4.93	23.60	19.38
Lander, David	2702	702	10172	547	3.76	29.64	18.60
Lander, Mark	184	10	1020	29	5.54	38.07	35.17
Langston, Ronnie	268	27	914	69	3.41	23.30	13.25
Leitch, Harry	105.1	12	582	28	5.54	22.54	20.79
Loftus, Chris	144	14	787	25	5.47	34.56	31.48
Loftus, Nick	2006	234	8790	392	4.38	30.70	22.42
Lofty, Peter	381	25	2173	87	5.70	26.28	24.98
Lovewell, Chris	297.4	14	1712	61	5.76	29.28	28.07
Macken, Caitlin	122.1	4	816	20	6.68	36.65	40.80
Marlow, Ben	21	1	127	5	6.05	25.20	25.40
Matthews, John	145	29	587	31	4.05	28.06	18.94
McSorley, Ross	183	18	963	37	5.26	29.68	26.03
Mendy, Jack	1409.3	220	6162	297	4.37	28.47	20.75
Michell, George	134	15	715	21	5.34	38.29	34.05
Oakden, James	158	26	606	41	3.84	23.12	14.78
O'Hagan, Richard	285.4	11	1750	78	6.13	21.97	22.44
Oxley, Dave	4038	578	12029	1050	2.98	23.07	11.46
Parry, Colin	97	10	443	21	4.57	27.71	21.10
Pratt, Steve	713	89	2957	139	4.15	30.78	21.27
Raven, Reece	558	76	2116	105	3.79	31.89	20.15
Rawlings, Adam	6	0	46	2	7.67	18.00	23.00
Reavey, Matt	171	10	1138	37	6.65	27.73	30.76
Ribaudo, Damian	449	65	1704	72	3.80	37.42	23.67
Ribaudo, Mike	224	30	946	36	4.22	37.33	26.28
Rigelsford, John	1608	339	5355	319	3.33	30.24	16.79
Rigelsford, Peter	310	52	1218	71	3.93	26.20	17.15
Robertson, Ian	370	85	1500	52	4.05	42.69	28.85
Russell, Chris	353.5	41	1651	78	4.67	27.22	21.17
Sempill, Callum	468.3	39	2483	82	5.30	34.28	30.28
Sempill, James	372.3	18	2518	80	6.76	27.94	31.48
Seymore, Walter	51.4	2	308	12	5.99	25.83	25.67
Shanmugam, Kiran	66	4	407	9	6.17	44.00	45.22
Slade, Jack	183	7	1029	33	5.62	33.27	31.18
Smith, J	133	38	402	31	3.02	25.74	12.97
Smith, Steve	94	2	779	23	8.29	24.52	33.87
Stables, Tom	80.4	5	422	16	5.25	30.25	26.38
Strutt, Simon	53	5	242	9	4.57	35.33	26.89
Tattan, Adam	257.2	23	1531	42	5.95	36.76	36.45
Teja, Asif	164	14	895	35	5.46	28.11	25.57
Thompson, Stephen	56	5	262	4	4.68	84.00	65.50
Thompson, Stuart	273	22	1289	36	4.72	45.50	35.81
Tollerfield, Charlie	22.3	0	179	5	8.03	27.00	35.80
Tollerfield, Josh	194.3	20	1011	45	5.20	25.93	22.47
Townsend, Mark	252	50	747	42	2.96	36.00	17.79
Turner, Alan	1209	182	3461	196	2.86	37.01	17.66
Walcott, Rudi	4501	1054	12627	824	2.81	32.77	15.32
Ward, Michael	238	25	995	46	4.18	31.04	21.63

Career Bowling

NAME	OVERS	MAIDENS	RUNS	WICKETS	ECONOMY RATE	STRIKE	AVERAGE
Wartak, Parag	290.2	36	1392	41	4.80	42.49	33.95
Welch, John	388	42	1675	85	4.32	27.39	19.71
White, Ady	17	1	147	3	8.65	34.00	49.00
White, Archie	313.4	20	1933	76	6.17	24.76	25.43
Willey, Chris	711	64	3135	130	4.41	32.82	24.12
Woest, Alex	64	2	418	7	6.53	54.86	59.71
Yashoman, Thiya	53.3	1	334	9	6.27	35.67	37.11
Yates, Matt	69.5	3	527	10	7.58	41.90	52.70

Career Fielding

Name	Catches	Stumpings	Run Outs	Name	Catches	Stumpings	Run Outs
Adams, Alex	1	0	0	Briggs, Simon	14	0	0
Adams, David	48	0	4	Buchanan, Graham	16	0	0
Almond, Ian	1	0	0	Buchanan, Jim	8	0	0
Anderson, D	4	0	0	Buchanan, Neil	19	0	0
Andrews, Oliver	15	0	1	Byrne, Adam	1	0	0
Andrews, Simon	13	0	0	Carpenter, Richard	7	0	0
Andrews, T	10	0	0	Cawley, Richard	12	0	0
Armiger, Tyler	89	1	3	Chapman, B	12	0	0
Austin, M	1	0	0	Chiles, Daryl	9	0	0
Austin, Mark	1	0	0	Clarke, Will	7	0	0
Baig, Asjad	1	0	0	Collison, Nick	95	0	0
Bannister, David	66	0	0	Coombes, Andy	196	0	0
Bannister, Matt	102	0	0	Coombes, Tim	169	0	0
Barnett, Jonny	7	0	5	Cossins, Alistair	10	3	2
Bate, Brian	237	0	0	Cranfield, David	7	1	0
Bate, Malcolm	31	0	0	Cross, Ben	8	0	1
Bate, Richard	9	0	0	Cross, Phil	5	0	0
Beane, Andrew	13	0	0	Culbert, Cliff	94	0	0
Biffa, Andrew	1	0	0	Culbert, George	17	0	0
Bocock, David	31	0	0	Culbert, Josh	11	0	0
Bocock, Ian	14	0	0	Cummings, G	13	0	0
Bollom, Chris	7	0	0	Dad, Shaf	1	0	0
Bonnett, David	86	0	0	Dale, Simon	18	0	0
Bonnett, Tim	23	0	0	Davies, Michael	4	0	0
Boyd, Dave	9	0	0	De Blanc, Daniel	2	0	0

Career Fielding

Name	Catches	Stumpings	Run Outs	Name	Catches	Stumpings	Run Outs
Dover, Neil	5	0	0	Jupp, Rocco	1	0	0
Drummond, Ian	3	0	0	Jupp, Simon	1	0	0
Egan, Matt	2	0	0	Ketteringham, Elliott	33	0	0
Exton, Steve	124	30	13	Knapton, Mark	6	0	0
Fafinski, Stuart	6	0	0	Knox, Jeremy	21	0	2
Ferrigno, Vince	23	0	0	Lander, David	307	0	1
Fitzpatrick, Greg	6	0	0	Lander, Mark	20	0	0
Fitzpatrick, M	15	0	0	Langston, Ronnie	71	0	0
Fletcher, Chris	52	0	0	Leitch, Harry	16	0	0
Folkard, Peter	3	0	0	L'Esperance, Simon	2	0	0
Fotheringham, John	66	0	0	Loftus, Chris	49	0	0
Fox, Simon	20	5	0	Loftus, Nick	97	0	6
Foxall, Tom	1	0	0	Lofty, Peter	40	0	0
Fryer, Jamie	35	0	1	Lovewell, Chris	24	0	0
Fryer, Robert	93	0	0	Lowe, David	13	0	0
Gibson, Paul	15	0	0	Macken, Caitlin	1	0	0
Gloyens, Mark	111	0	1	Marlow, Ben	12	0	0
Gloynes, Mark	1	0	0	Martin, Sam	77	12	3
Goodchild, Adam	23	0	0	Matthews, John	38	0	0
Goodchild, Paul	75	0	1	Mattingley, Sam	1	0	0
Goundar, Vishal	12	0	0	McGowan, Iain	16	0	0
Greenstreet, Clive	39	0	0	McLean, Duncan	46	0	0
Greenstreet, Ryan	1	0	0	McSorley, Ross	2	0	0
Hallett, G	9	0	0	Mendy, Jack	89	0	5
Harrison, Dave	114	7	0	Michell, George	6	0	3
Hayford, Paul	2	0	0	Morrison, S	11	0	0
Haynes, Nick	1	0	0	Munday, Dean	7	0	0
Hazeldine, Jamie	18	1	2	Munday, Paul	4	0	0
Heath, Adrian	73	0	0	Oakden, James	10	0	0
Heime, R	6	0	0	O'Hagan, Richard	11	2	2
Hennell, Sam	7	0	1	Oxley, Dave	193	0	0
Hennell, Simon	29	0	2	Parrett, Ryan	2	0	0
Hennessy, John	15	0	0	Parry, Colin	44	0	0
Henry, Grant	31	0	0	Payne, Teddy	1	0	0
Herriott, Chris	72	0	0	Pegden, Ken	32	0	0
Hewes, David	11	0	1	Pillai, Ajith	4	0	1
Hewlett, Matt	26	0	1	Pratt, Steve	43	0	0
Hewlett, Phil	7	0	0	Raja, Rizwan	1	0	0
Hildreth, J	4	0	0	Ramzan, Mohammed	1	0	0
Hobbs, Ben	11	0	0	Randall, Bob	2	0	0
Howick, Toby	114	0	0	Randall, Robert	2	0	0
Hyde, Michael	2	0	0	Rankin, George	2	0	0
Iqbal, Shazain	1	0	0	Raven, Reece	18	0	0
Jackson-Wagner, Alex	1	0	0	Rawlings, Adam	7	0	0
James, Huw	158	0	0	Reavey, Matt	202	0	1
Joel-Pitcher, Ilya	4	0	0	Ribaldo, Damien	18	0	0
Johnson, Nick	9	0	0	Ribaldo, Mike	11	0	0
Jones, David	85	2	1	Richardson, Nick	9	0	0
Jones, Ian	15	0	0	Rigelsford, John	52	0	0
Jupp, Peter	235	0	0	Rigelsford, Peter	61	0	0

Career Fielding

Name	Catches	Stumpings	Run Outs	Name	Catches	Stumpings	Run Outs
Robertson, Ian	32	0	0	Thompson, Heath	1	0	0
Rodbourne, Andy	4	0	0	Thompson, Stephen	12	0	0
Russell, Chris	90	2	2	Thompson, Stuart	27	0	0
Russell, George	4	1	0	Tilly, Nathan	1	0	0
Ryan, Simon	20	0	0	Tollerfield, Charlie	1	0	0
Sanford, Michael	6	0	0	Tollerfield, Josh	47	0	6
Saunders, Sam	5	0	0	Townsend, Mark	7	0	0
Sempill, Callum	24	0	1	Turner, Alan	37	0	0
Sempill, James	73	2	4	Walcott, Rudi	65	0	0
Seymore, Walter	7	0	0	Ward, Michael	36	0	0
Shanmugam, Kiran	8	0	1	Wartak, Parag	10	0	0
Shergill, Ken	1	0	0	Washington, Paul	3	0	0
Slade, Jack	7	0	0	Welch, John	45	0	0
Smart, Tony	7	0	0	Westlake, R	4	0	0
Smith, J	4	0	0	White, Ady	2	0	1
Smith, Steve	39	0	0	White, Archie	23	0	1
Smith, Will	13	0	1	Willey, Chris	27	0	0
Spooner, Richard	28	1	1	Wildman, Craig	7	0	0
Spry, William	18	3	2	Williams, D	2	0	0
Stables, Tom	4	0	1	Williams, Peterjon	16	0	0
Strutt, Simon	4	0	0	Winkworth, Paul	7	0	0
Sutherland, Rob	77	0	1	Woest, Alex	7	0	0
Sutton, Charlie	1	0	0	Woodhouse, Kevin	1	0	0
Sutton, Christian	1	0	0	Yashoman, Thiya	3	0	0
Tattan, Adam	6	0	1	Yates, Matt	7	1	1
Teja, Asif	8	0	0				